

DynaRent 10.0.30.45 for Dynamics 365 Finance and Dynamics 365 Supply Chain Management (10.0)

Release Notes

Table of Contents

Contents

	Contents	2
1	General	5
	Purpose	5
	Audience	5
	Content list	5
	Available languages	6
	Localizations	6
	Data Entities	6
	Security	6
	Compatibility with other modules	7
	License coverage	8
	Upgrade from earlier versions	9
2	New features	10
	New for this release: Project rental credit wizard	10
	New functional topics considered for this release	11
	Discontinued features for this release	14
	New changes for the upcoming release(s)	14
3	Fixes summary	15
	Fixes for this release	15
4	Known Issues	17
	Known issues for the release	17
	General	17
5	Data Entities for import/export	18
	Changes for this release	18
	Known issues for this release	18
6	Data entities for Business Intelligence	19
	Known issues for the release	19

Changes for this release	19
7 Data Entities for PowerApps	20
8 Data Entities for Rental Customer portal	21
9 Configuration keys	22
10 Roles & Security	23
Roles overview	23
11 Breaking Changes	24
12 Deprecations	25

Document Information

Title	DynaRent 10.0.30.45 for Dynamics 365 Finance and Dynamics 365 Supply Chain Management (10.0)
Subtitle (Subject)	Release Notes
Solution Suite	DynaRent
Category	Release Notes
Author	DynaRent team
Published Date	05 December 2022
Status	Final

© Copyright To-Increase 2018. All rights reserved.

The information in this document is subject to change without notice. No part of this document may be reproduced, stored or transmitted in any form or by any means, electronic or mechanical, for any purpose, without the express written permission of To-Increase B.V. To-Increase B.V. assumes no liability for any damages incurred, directly or indirectly, from any errors, omissions or discrepancies between the software and the information contained in this document.

1 General

Purpose

This document describes the new functionality developed for DynaRent 10.0.30.45 for Dynamics 365 Finance and Dynamics 365 Supply Chain Management (10.0).

Purpose of this release is:

Topic	Yes/ No	Remarks
Upgrade to new Microsoft release	Yes	Microsoft Dynamics 365 Finance and Microsoft Dynamics 365 Supply Chain Management 10 build upon 10.0.27 (for backward compatibility) and validated along with 10.0.30 GA. Refer to this link for more information.
New features	Yes	See chapter 2.1
New D365 functional topics considerations	No	Not applicable
Bug fixes	Yes	See chapter 3.1
Discontinued features	No	Not applicable

Audience

The audience for this document is certified partners selling and implementing as well as customers who have bought the solution

Content list

DynaRent 10.0.30.45 for Dynamics 365 Finance and Dynamics 365 Supply Chain Management (10.0) is built upon D365 version 10.0.265. Since Microsoft maintains a no breaking changes policy, the fact that this release is built on version 5 means that it can be applied to an environment running on D365 version 10.0.27 or any later version and the application should compile without any issues. However, as we have only functionally validated this version against D365 version 10.0.30 GA, we recommend applying this release on that version as well. If you deviate from this (and thus apply the release to a different version), we recommend performing a more thorough round of testing before applying the release to a production environment.

This is summarised in the following table.

Release date DNR	Release DNR	Minimum required D365 version	Validated against D365 version	Compatible with D365 version
1/10/2021	10.0.21.35	10.0.18	10.0.21	10.0.18 and above
1/11/2021	10.0.22.36	10.0.19	10.0.22	10.0.19 and above
1/12/2021	10.0.22.37	10.0.19	10.0.22	10.0.19 and above
22/12/2021	10.0.23.38	10.0.20	10.0.23	10.0.20 and above
31/01/2022	10.0.24.39	10.0.21	10.0.24	10.0.21 and above
28/02/2022	10.0.24.40	10.0.21	10.0.24	10.0.21 and above
31/03/2022	10.0.25.41	10.0.22	10.0.25	10.0.22 and above
03/06/2022	10.0.26.42	10.0.23	10.0.26	10.0.23 and above
05/08/2022	10.0.28.43	10.0.25	10.0.28	10.0.25 and above
05/10/2022	10.0.29.44	10.0.26	10.0.29	10.0.26 and above
05/12/2022	10.0.30.45	10.0.27	10.0.30	10.0.27 and above

Available languages

DynaRent is only available and supported in the English (EN-US) language, any other available language is not supported and need to be maintained by either the partner or customer.

Localizations

Available localizations that need to be enabled separately within Dynamics 365 Finance and Dynamics 365 Supply Chain Management to support country specific requirements do not by default apply for the DynaRent modules. At this point DynaRent does not support these country-specific localizations. In case this is required it need to be maintained and supported by a local qualified partner that has full insight in the regulations.

Data Entities

This release document contains a list of the data entities that are being supported. Data Entities that are not listed are currently unsupported. The supported data entities may only be used for importing and exporting data. The partner may use these as foundation to further extend them. To-Increase does not have a policy to deliver an import/export data entity for every new functionality.

Security

DynaRent does not deliver a full set of duties for the entire DynaRent solution yet and we do not ensure that any pre-configured roles work in combination with standard Dynamics 365 Finance and Dynamics 365 Supply Chain Management roles and security. In the upcoming releases we will focus on this area by leveraging the standard Dynamics D365 for Finance and Operations security features.

Compatibility with other modules

DynaRent is compatible with the following solutions for Dynamics 365 Finance and Dynamics 365 Supply Chain Management 10.0.10 or higher:

Product	Remarks
Rapid Value	Optional, requires separate license and separate deliverable
Advanced Project Management	Optional, requires separate license and separate deliverable
Advanced Maintenance and Service	Optional, requires separate license and separate deliverable
Advanced Project Planning	Optional, requires separate license and separate deliverable
Product Engineering	Optional, requires separate license and separate deliverable
Business Integration Solution	Optional, requires separate license and separate deliverable
Connectivity Studio	Optional, requires separate license and separate deliverable
Dynamics Anywhere	Optional, requires separate license and separate deliverable
Security & Compliance Studio	Optional, requires separate license and separate deliverable
Action Management	Optional, requires separate license and separate deliverable
DynaRent Anywhere	Optional, requires separate license and separate deliverable
DynaRent BI Easy	Optional, requires separate license and separate deliverable
DynaRent 365 CE	Optional, requires separate license and separate deliverable
DynaRent IoT	Optional, requires separate license and separate deliverable
DynaRent PowerApps Customer Portal	Optional, requires separate license and separate deliverable
DynaRent Employee PowerApps	Optional, requires separate license and separate deliverable

License coverage

DynaRent is governed by two licenses that control access to specific functions and features.

Feature	License	Remarks
DynaRent Rental Order Management Business Objects Work Order Project Planning Utilities Field Service PowerApps	DNR I	
DynaRent DynaRent BI	DNR II	

Important: It is not possible to run DynaRent without the DNR I license.

Upgrade from earlier versions

Refer to installation guide for more details.

Upgrade of DNR from DNR for D365 onwards is supported via the use of the migration process and tooling as required to upgrade from Microsoft Dynamics 365 Finance and Microsoft Dynamics 365 Supply Chain Management Enterprise Edition.

If you are upgrading from an earlier version than N-1 please read all the related release notes carefully to make sure you are following the required steps.

2 New features

New for this release: Project rental credit wizard

With the current version of DynaRent, the **Project rental credit wizard** is available. The project credit wizard provides possibilities to do the credit of the project rental order. It allows to do the credit of the sales and rental lines and supports such amendment types:

- ✓ Price
- ✓ Rental stop
- ✓ Rate code
- ✓ Full credit
- ✓ Insurance
- ✓ Manual credit

The screenshot shows the 'Project rental credit wizard' interface. At the top, it says 'Standard view' with a dropdown arrow. Below that is the title 'Project rental credit wizard'. On the left side, there is a vertical navigation menu with four options: 'Filter selection' (selected with a blue dot), 'Select action' (selected with a blue dot), 'Create amendment' (unselected), and 'Pro forma' (unselected). The main area on the right is titled 'Select action' and contains a section for 'Amendment type' with five radio button options: 'Price' (selected), 'Rental stop', 'Rate code', 'Full credit', and 'Insurance'. Below these options is a note: 'Manual credit' (unselected) and 'Use this type for amendments related to rental price or price on sales items or service items'. At the bottom of the wizard, there are three buttons: 'Back', 'Next', and 'Cancel'.

The project credit wizard can be used only in case the configuration of the rental project setup is **Transfer rental order to project = No**.

The screenshot shows the 'Rental parameters' configuration screen. At the top, it says 'Standard view' with a dropdown arrow. Below that is the title 'Rental parameters'. On the left side, there is a vertical navigation menu with five options: 'General', 'Finance' (selected), 'Rental agreements', 'Rental shop', and 'Unload invoice data'. The main area is titled 'Setup the requirements for the Finance module.' and contains several sections: 'DEFAULT DATE/TIME RATES' with 'Day' and 'Month' dropdowns; 'RENTAL PROJECTS' with a radio button for 'Transfer rental order to project' set to 'No' (highlighted with a green box), and a 'Fill expense cost price for rental ...' dropdown set to 'Rental cost price'; 'WORKFLOW' with a radio button for 'Enable sub-rental invoicing wo...' set to 'No'; 'RENTAL CRED' with a radio button for 'Rental credit v' set to 'No' and a 'Limit for credit' field set to '0.0'; and 'INVOICING' with a dropdown for 'Invoice start/end' set to 'Base on on-rent/off-rent d...'. At the bottom, there is a radio button for 'Use original date for credit not...' set to 'No'.

Please note that reversal of non-Rental item, hour, fee, expense or on-account transactions is not supported in Full credit scenario. Invoicing based on hours (configured via Rental type) is not supported as well, only rental order lines invoicing is taken into consideration. Invoice note is not applicable for a Project invoice and therefore can not be applied to any credit scenarios.

New functional topics considered for this release

To-Increase started rolling out the Common Library Model, a centralized location to which new features will be added automatically. All our customers using Rental solutions will receive this update together with this and following releases.

What's the purpose of the Common Library Model?

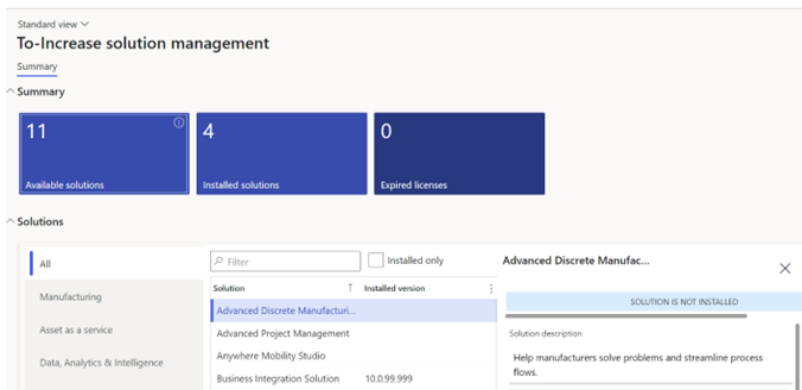
As you may already know, at To-Increase, we offer various solutions designed exclusively for the Dynamics 365 Finance & Operations platform. Some features could be common across a few or all solutions, and the Common Library will help centralizing them in a single code base. Also, the Common Library Model makes a certificate renewal process much easier. In the near future, our solutions will refer to this common model for the code signing certificate, instead of maintaining it separately in all our solutions.

What's in it for you?

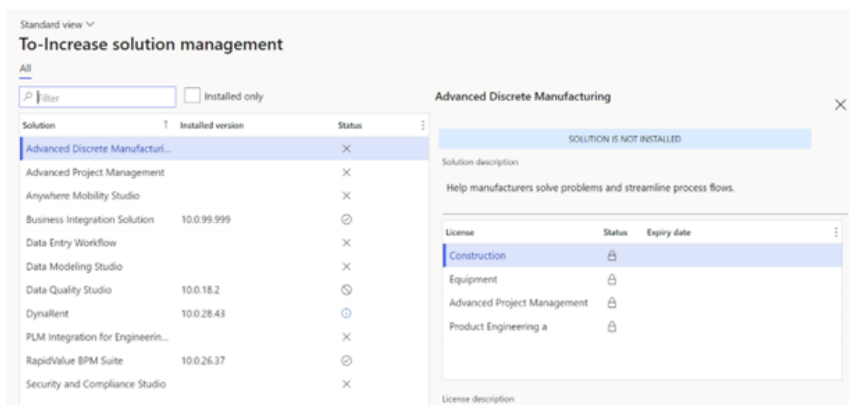
Our all-new Solution Management Dashboard will be accessible from the default F&O dashboard and included as part of the Common Library Model. The dashboard gives you a clear view of currently installed versions, the status of licenses, an option to renew licenses without any downtime, easy access to release notes and documentation, and the ability to share feedback through the in-app feedback system.

Here are some screenshots for your reference.

Solutions Management Dashboard View



Solutions - Status View

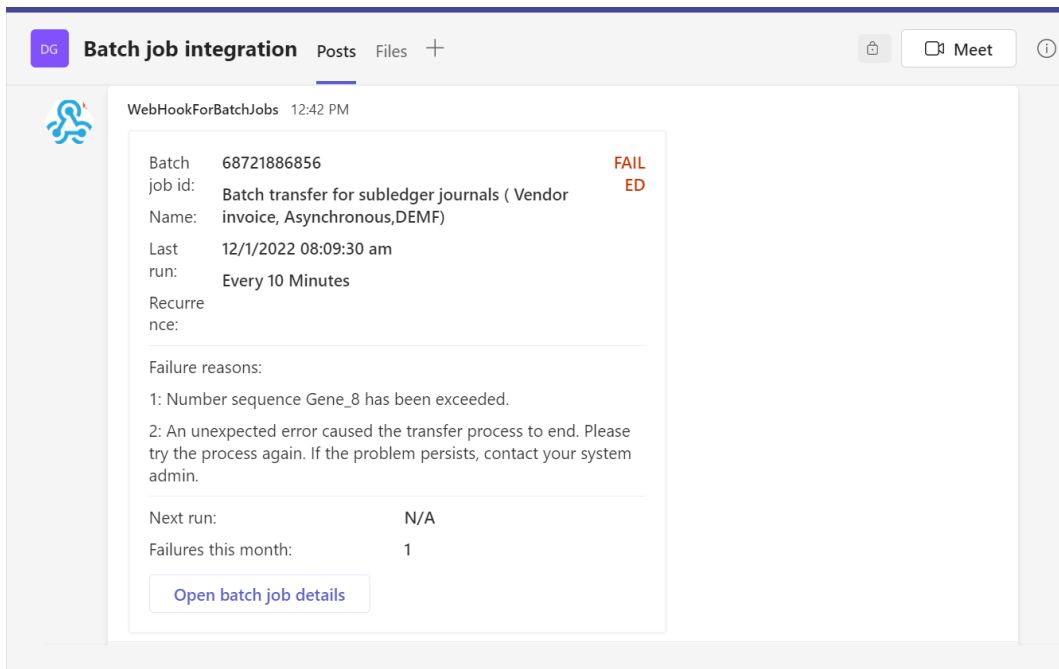


Also Teams Integrations and In-App functionalities became available due to introduction of the Common model (see more information below).

Teams Integrations and In-App functionalities

1. Teams integration for batch jobs update for DynaRent F&O

- If any batch job fails in D365FO, TEAMS will get the notification with below details. (Batch jobs – includes all kind of processes/functionalties)
 - Batch Job id:
 - Batch Name:
 - Last run
 - Failure reasons:

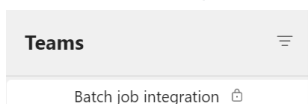


The screenshot shows a Teams chat window titled "Batch job integration". A message from "WebHookForBatchJobs" at 12:42 PM contains the following details:

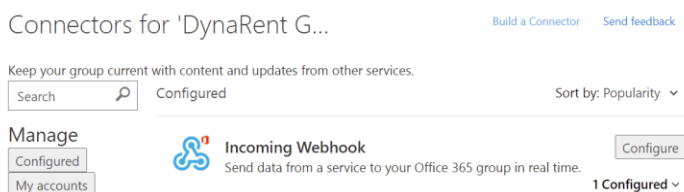
Batch job id:	68721886856	FAIL ED
Name:	Batch transfer for subledger journals (Vendor invoice, Asynchronous,DEMF)	
Last run:	12/1/2022 08:09:30 am	
Recurrance:	Every 10 Minutes	
Failure reasons:	1: Number sequence Gene_8 has been exceeded. 2: An unexpected error caused the transfer process to end. Please try the process again. If the problem persists, contact your system admin.	
Next run:	N/A	
Failures this month:	1	

At the bottom of the message is a button labeled "Open batch job details".

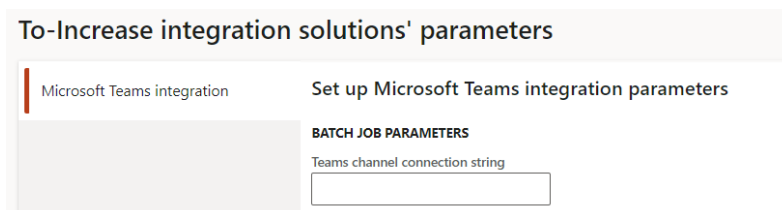
In order to configure this functionality, a new Teams channel must be created.



Then via ... Connectors can be accessed. There connector Incoming Webhook can be selected,

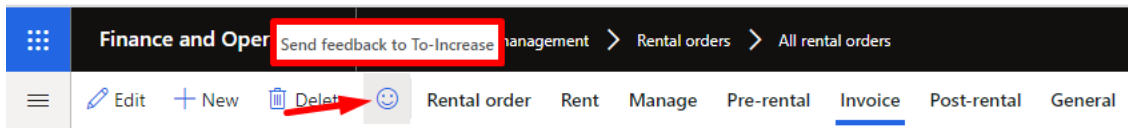


Copy URL from the Teams to the parameter below from System administration module.



2. InApp feedback. DynaRent F&O

- InApp Feedback functionality is protected by a configuration key (To-Increase feedback), which is enabled by default.
- All DNR forms will have a TI-Feedback icon like the standard smiley icon.



- TI-Feedback dialog contains rating section (1 to 5) and a feedback message text box.

Standard view ▾

To-Increase would love your feedback!

Please rate your experience in using the All rental orders screen.

5 - Excellent

4

3

2

1 - Poor

Please tell us why you chose the rating. Additional insights would help us improve our products further.

Thank you for providing us feedback!

Your privacy is important to us. To protect your privacy, please don't include any personal information.

Please note that feedback will be submitted anonymously, following GDPR principles.

Discontinued features for this release

No functional topics were discontinued in this release.

New changes for the upcoming release(s)

Not applicable.

3 Fixes summary

Fixes for this release

Functional Area	ID	Title
Time zones	147547	<p>Time zone is applied incorrectly for Rental dates set up.</p> <ul style="list-style-type: none"> - In cases when one date (for example preparation) was based on another date (for example off-rent) with off-set in days or hours, time zone conversion has been performed incorrectly and time difference between GTM and user time zone was added on top of the offset. <p>This has been resolved.</p>
Rental orders	148196	<p>Attachments not showing on RO's + Attachments numbers not showing on paperclip.</p> <ul style="list-style-type: none"> - When opening the RO, and the order line is highlighted the paperclip should open Order lines attachments and not Sales order attachments. This has been resolved.
Business objects	148582	<p>Adding a meter to an object maintenance plan before saving does not automatically populate the field Next maintenance.</p> <ul style="list-style-type: none"> - When creating a maintenance plan on a BO, after selecting the maintenance plan, add a meter and then save. Then the field next maintenance should be populated. This has been resolved.
Prospects	149926	<p>Rate code on prospects shows all units, not only rental units. This has been solved.</p>
Fixed assets	150456	<p>Fixed asset not connected to BO requires the "Depreciate until" date to be disposed/scrapped.</p> <ul style="list-style-type: none"> - System allows to post the disposal fixed asset transaction for FA which doesn't have link to BO -without validation that "Depreciate until date must be specified". This has been resolved.
Service plan board	154240	<p>Refresh issues in service plan board have been resolved.</p>
Rental invoicing	155637	<p>Incorrect monthly invoice calculation of the partial period.</p> <ol style="list-style-type: none"> 1. The rental totals from the Rental order line show a different value than the rental totals called from Invoice posting screen. 2. The rental totals opened from the Rental order line shows the incorrect calculated amount of the last partial period. The calculated amount of the last partial period is full monthly price. When the rental totals from the Invoice posting screen shows the correct invoice amount for the last partial period. Please note, after updating the off-rent date on the line, the rental totals on the line shows the correct value of the last partial period. 3. The rental totals opened from the rental order and from the Invoice posting shows the incorrect invoice amount for the period with rental stop. The invoice amount calculated as full monthly price when it should be partial period.

		These issues have been resolved.
Rental line editor	155706	Rental lines not generated correctly when closing RLE after revise & amendment. - This has been resolved.
Assign serial	158583	'Create serial number' functionality does not assign the serial number to the purchase line. - The serial number must be assigned to the purchase order line at any time the create serial number is functionality is used. This has been solved.
Rental line editor	158636	The reason text defined in the Rental line editor is not saved to the Amendment log. - The reason text is used for definition of the text in the amendment log. This has been resolved.
Rental line editor	158793	Incorrect date is saved in the Amendment log when the changes is done in Rental line editor: -The effective period defined in the Rental line editor when the calendar is updated must be used for saving the amendment log. This has been resolved.
Intercompany sub-rental	158913	Issue with posting product receipt on IC Sub-rental order. - It is not possible to post the product receipt on the IC sub-rental order because of a validation on Business object being assigned to a rental order. This has been resolved.

4 Known Issues

Known issues for the release

General

5 Data Entities for import/export

Please refer to installation guide for technical details.

Changes for this release

No changes were made to the import/export data entities in this release.

Known issues for this release

Rental shop card entity- shop card activation along with new card import does not work in this version. The rental shop cards should be imported in inactive mode and then activated manually.

6 Data entities for Business Intelligence

Refer to installation guide for technical details.

Known issues for the release

Some entities contain fields of the type datetime. Finance and Operations stores the information of these fields as UTC datetime in the SQL database table. To be able to transform this datetime to local time, an extra field is available in the SQL table containing the time zone id. Due to a technical limitation this information is not yet available and will be transformed in the BI data warehouse to a local time, based on a fixed value. It is expected that this issue will be solved in the next release.

Changes for this release

Below a list with the major changes and impact of the modified data entities for this release. For further information you can contact our support department to provide additional services and/or training to assist in case needed.

7 Data Entities for PowerApps

The PowerApps solution is under re-structuring and make-over phase. The release notes will be updated along with the app release in upcoming releases.

8 Data Entities for Rental Customer portal

Setting up/implementing the 'Rental Customer Portal' requires the setup of data integration projects to synchronize data from Finance and Operations to Dataverse.

One of the data integration projects that needs to be set up is the data integration project for synchronizing sales invoice line data. A data integration project uses a data entity to fetch data from Finance and Operations.

If you have a data integration project set up for synchronizing sales invoice line data and this data integration project makes use of the 'SalesInvoiceLineV2' data entity (i.e., 'Sales invoice lines V2'), then please create a new data integration project that makes use of the 'SalesInvoiceLineV3' data entity (i.e., 'Sales invoice lines V3'), as the 'SalesInvoiceLineV2' data entity is not supported anymore.

Please refer to the DynaRent Customer Portal release notes for further details.

9 Configuration keys

This chapter contains a summary of all the configuration keys that are included in this release, along with the functionality they implement. If you are not using the functionality, please disable the corresponding configuration key. More information on how to disable configuration keys can be found [here](#).

Configuration key	Purpose	Recommendation
DynaRent CE Integration	Supports the DynaRent CE product and functionality	Disable if the DynaRent CE product is not being used
DynaRent PowerApps	Supports the DynaRent Mobile product and functionality	Disable if the DynaRent Mobile product is not being used
Rental customer portal	Supports the DynaRent Customer portal product and functionality	Disable if the DynaRent Customer portal product is not being used
Rental data entities (BI)	Support the DynaRent BI product and functionality	Disable if the DynaRent BI product is not being used
Keep deleted DynaRent * objects	Objects that have been deprecated between certain periods	Disable after usage of the deprecations have been refactored
Deprecated features	Objects that have been deprecated	Disable after usage of the deprecations have been refactored
On-hand rental inventory	Support the on-hand rental inventory functionality	Enable
Fleet number	Support the fleet number functionality	Enable
Additional notes	Additional notes on work orders	Enable
Rental dates	Supports the rental dates functionality	Enable
Rental invoicing	Supports the rental invoicing functionality	Enable
Rental shop	Supports the rental shop functionality	Enable
Tax matrix	Support the tax matrix functionality	Enable
Assign serial	Supports the assign serial functionality	Only enable when you want to use this functionality (by default it is disabled)

10 Roles & Security

This chapter contains the latest information around the roles and security within this release. This release contains a couple of specific roles that we have identified. These roles and related security can be used as foundation for extend it with your own needs. In this release we do not deliver full duties and privileges for the entire DynaRent solution yet and we do not assure that any pre-configured roles work in combination with standard Dynamics 365 Finance and Dynamics 365 Supply Chain Management roles and security. In the upcoming releases we will focus on this area in particular by leveraging the standard Dynamics D365 for Finance and Operations security features.

Roles overview

Below an overview of the available DynaRent roles in this release:

Role name	Description
Administrator	Administrator
DynaRent User	Simple User
Rental Administrator	Administrator at the rental department
Rental Clerk	Operational rental employee
Rental Coordinator	Coordinator at the rental department
Fleet Finance	Financial overview of the entire fleet
Fleet Manager	Operation fleet manager
Rental Manager	Manager at the rental department
Rental Representative	Sales representative at the rental department
Rental Sales Clerk	Sales representative at the rental department
Service Coordinator	Coordinator at the service department
Service Planner	Service planner
Technical Administration	Manager of the service department
Technical Manager	Technical manager at the service department
Transport Manager	Manager of the transport department
Transport Planner	Transport planner
Workshop Employee	Employee at the work shop
Workshop Manager	Manager at the workshop
DynaRent Field Service Engineer	For employees using the Field Service App
Customer Portal Integration User	For the user account used for Portal integration

11 Breaking Changes

Refer to installation guide for technical details.

12 Deprecations

Refer to installation guide for technical details.