

Product Engineering and PLM integration 10.0.26.2 for Microsoft

Dynamics 365 for Finance and Operations

Release Notes

Table of Contents

1.	General	4
1.1	Purpose	4
1.2	Audience	4
1.3	Content list.....	4
1.4	Upgrade from earlier versions	6
1.5	Telemetry data.....	6
2.	New features	7
2.1	New for this release	7
2.2	New for previous releases.....	7
2.3	New D365 functional topics considered for this release.....	23
2.4	New D365 functional topics considered for previous releases	23
2.5	Discontinued features as per current release	24
2.6	Discontinued features as per previous releases.....	24
3.	Fixes summary.....	25
3.1	Fixes for this release	25
3.2	Cumulative fixes from previous releases.	25
4.	Known Issues.....	41

Document Information

Title	Product Engineering and PLM integration 10.0.26.2 for Microsoft Dynamics 365 for Finance and Operations
Subtitle (Subject)	Release Notes
Solution Suite	ADM
Category	Release Notes
Author	Product Management
Published Date	5/2/2022
Status	Final

© Copyright To-Increase 2019. All rights reserved.

The information in this document is subject to change without notice. No part of this document may be reproduced, stored or transmitted in any form or by any means, electronic or mechanical, for any purpose, without the express written permission of To-Increase B.V. To-Increase B.V. assumes no liability for any damages incurred, directly or indirectly, from any errors, omissions or discrepancies between the software and the information contained in this document.

1. General

1.1 Purpose

This document describes the contents of Product Engineering and PLM integration 10.0.26.2 for Microsoft Dynamics 365 for Finance and Operations. Purpose of this release is:

Topic	Yes/ No	Remarks
Upgrade to new Microsoft release	No	
New features	Yes	See chapter 2.1
New D365 functional topics considerations	No	
Bug fixes	Yes	See chapter 3.1
Discontinued features	No	

See chapter 4 for known issues, including functions and features that are planned to be realized in later releases. **One new issue is added there.**

Cross reference to LCS solution:

Solution	Solution Version	Remarks
Product engineering 10.0	31	Hotfix release of Product Engineering for D365 FO 10

1.2 Audience

The audience for this document is certified partners selling and implementing as well as customers who have bought the solution.

1.3 Content list

Product Engineering and PLM integration 10.0.26.2 for Microsoft Dynamics 365 for Finance and Operations is released on the following Microsoft Dynamics for Finance and Operations, Enterprise edition build:

Installed Product Version	Installed Platform Version	Installed application version	Remarks
Microsoft Dynamics 365 for Finance and Operations (10)	Platform updates for 10.0.26	N.a.	

Note: This release is binary backward compatible from 10.0.25 GA

The Product Engineering and PLM integration 10.0.26.2 for Microsoft Dynamics 365 for Finance and Operations package consists of a deployable package.

Solution	Model name	Version
PE	Product Engineering Labels	10.0.26.2
PE	Product Engineering License	2023.0.0.0
PE	Product Engineering	10.0.26.2
PE	Product Engineering MDM	10.0.26.2
PE	Product Engineering SMM	10.0.26.2
PE	Product Engineering ECM	10.0.26.2
PE	Product Engineering DataUpgrade	10.0.26.2
PE	Product Engineering VAR	10.0.26.2
PLM	Product Engineering PLM Labels*	10.0.26.2
PLM	Product Engineering PLM Licenses*	2023.0.0.0
PLM	Product Engineering PLM	10.0.26.2
PLM	Product Engineering BIS	10.0.26.2
PLM	Product Engineering PLM DataUpgrade*	10.0.26.2
BIS	Business Integration Labels	10.0.25.39
BIS	Business Integration Licenses	10.0.25.39
BIS	Business Integration	10.0.25.39
BIS	Business Integration Master Data Management	10.0.25.39

*Note: New models introduced for the PLM integration in this Product Engineering 10.0.8.2 for D365 for Finance and Operation(10.0.8) release.

Within the Dimension framework of D365FO it is the VAR's responsibility to implement any specific Dimension (such as the Version dimension) in the framework. To give the VAR a head start, To-Increase has created a separate model which can be used as a template by the VAR which implements the Product dimension version as the newly introduced InventoryDimension01.

In case multiple ISV solutions have been installed which are adding Inventory Dimensions, the VAR needs to decide which dimension to use. To-Increase supports the implementation as delivered via the Product Engineering VAR model, in case another dimension is implemented by the VAR it is the VAR's responsibility to support this.

Product Engineering and PLM integration are compatible with the following solutions for Dynamics 365 for Finance and Operations 10.0

Product	Remarks
Rapid Value	Optional, requires separate license
Advanced Maintenance and Service	Optional, requires separate license
Advanced Project Planning	Optional, requires separate license
Advanced Project Management I & II	Optional, requires separate license and separate deliverable which is shipped as the Advanced Discrete Manufacturing solution.

Note that it cannot be excluded that above solutions may require merge efforts when applying them in one combined installation. This may affect functions and features of one or more of these solutions.

Product engineering and PLM integration are not compatible with the Retail functionality of Dynamics 365 Finance and Operations.

1.4 Upgrade from earlier versions

Upgrading from previous versions is supported using the standard upgrade scripts. Upgrading to this version is only supported when upgrading from a 8.1 release.

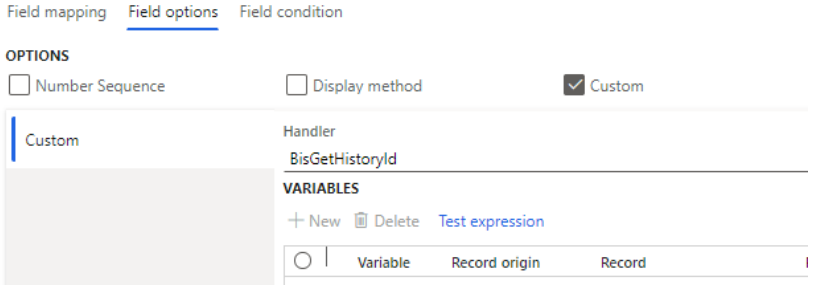

See the installation guide for more details.

1.5 Telemetry data

At To-Increase we continuously investigate how to improve the user experience of our products, therefore we will collect application usage data ('telemetry data') from our applications. We will anonymize any personal data and therefore will only use data which cannot be related to individual persons for this purpose. Furthermore, we will delete the telemetry data from our systems after 12 months. If you would like to opt-out please contact us.

2. New features

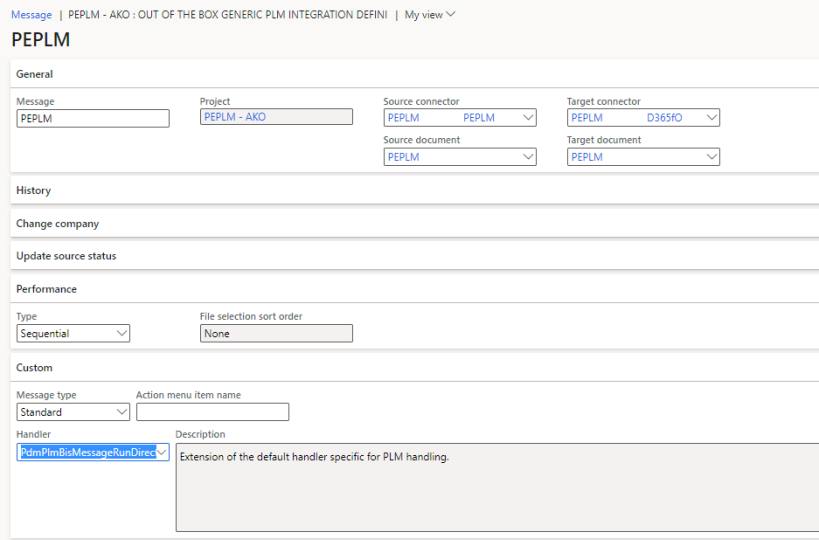
2.1 New for this release

ID	Title	Description
142807	Connect message with PLM staging journal and be able to open the message history/ file history from PLM staging journal	<p>We created a possibility to connect the PLM staging journal to the file history of the message in BIS. This will give the option to directly find the file which is used to create the staging journal and can be helpful in case of an error in the PLM staging journal.</p> <p>To enable this option, some settings need to be done in the BIS message:</p> <ol style="list-style-type: none"> 1. On the target document, on the Journal record, add the field 'InterfaceMessageHistoryRecId' 2. On the message itself, on the Journal record, add the field 'InterfaceMessageHistoryRecId', set a checkmark in the Custom column and in the Field options, add the handler 'BisGetHistoryId'  <p>On new imports (not existing), you now can see the new button 'Interface message history' enabled</p> 
140882	Add the option the create engineering change requests out of the non-conformances form	It is now also possible to create and view engineering change requests from the non-conformances form

2.2 New for previous releases

Below lists only the releases for Product Engineering on 10.0 where new functionality is introduced.

2.2.1 Product Engineering 10.0.25.3

ID	Title	Description
112679	Improve error message when BOM lines with same item and position are imported	<p>In case two BOM lines are imported with the same item number and position, the error message is made more clear.</p> <p>This can be enabled by selecting a different Handler on the Header of the message. For this you need to navigate like this: PLM system/ Button message/ Header/ Custom Fasttab and change the Handler there to: PdmPlmBisMessageRunDirect.</p>  <p>The screenshot shows the configuration page for a message named 'PEPLM'. Under the 'Custom' section, the 'Handler' dropdown is set to 'PdmPlmBisMessageRunDirect'. The description for this handler is 'Extension of the default handler specific for PLM handling.'</p>

2.2.2 Product Engineering 10.0.24.1

ID	Title	Description
140170	Sales order line data V2 entity	<p>We have extended the data entity Sales order lines V2 (SalesOrderLineV2Entity) with the Product dimension version field</p> <p>Please note: There is an issue with Microsoft on data entities, which is not allowing to work with it in certain releases. More information can be found on yammer: https://www.yammer.com/dynamicsaxfeedbackprograms/#!/Threads/show?threadId=1588937389268992</p>

2.2.3 Product Engineering 10.0.23.2

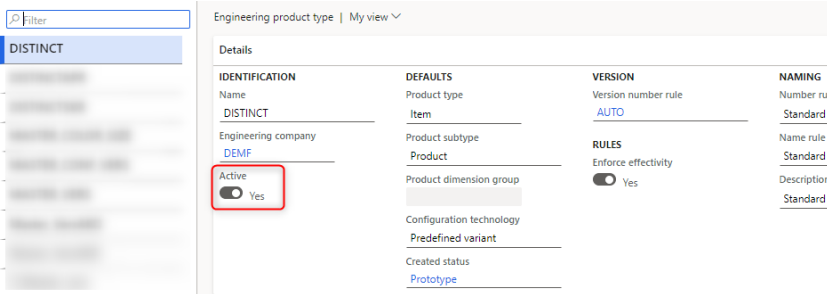
ID	Title	Description
130843	CS00185531 Security setup for change orders	A new duty (View engineering change order v2, PdmEcmHeaderInquireV2) is created which gives read-only access to the engineering change order

2.2.4 Product Engineering 10.0.22.2

ID	Title	Description
----	-------	-------------

129816	Create business event for posting PLM staging journal	Two business events are created for posting the PLM staging journal. One for successful posting (PdmPlmStagingJournalPostedBusinessEvent) and one for failures during posting (PdmPlmStagingJournalPostFailedBusinessEvent). Business events provide a mechanism that lets external systems receive notifications from Finance and Operations applications. For more info see https://docs.microsoft.com/en-us/dynamics365/fin-ops-core/dev-itpro/business-events/home-page . To-Increase can provide a logic app which can send emails based on the business events. This is not a full developed app, but can serve as inspiration for your own logic app
129818	Create business event for processing ECO	Two business events are created for processing the ECO. One for successful processing (PdmPlmEcmHeaderProcessedBusinessEvent) and one for failures during processing (PdmPlmEcmHeaderProcessingFailedBusinessEvent). Business events provide a mechanism that lets external systems receive notifications from Finance and Operations applications. For more info see https://docs.microsoft.com/en-us/dynamics365/fin-ops-core/dev-itpro/business-events/home-page . To-Increase can provide a logic app which can send emails based on the business events. This is not a full developed app, but can serve as inspiration for your own logic app

2.2.5 Product Engineering 10.0.21.8

ID	Title	Description
129708	Create possibility to make engineering product type inactive	<p>It is now possible to make an engineering product type inactive.</p>  <p>The screenshot shows the 'Engineering product type' configuration page. Under the 'Active' section, there is a toggle switch labeled 'Yes' which is currently turned on. This toggle is highlighted with a red box in the original image.</p>
		<p>With this, the inflow of new engineering products for an inactive engineering product type is blocked, but there is no impact on existing products.</p> <p>For more information see the document 'Making an engineering product type inactive'</p>

2.2.6 Product Engineering 10.0.20.2

ID	Title	Description
106271	Lookup on different fields of	To ensure a better experience while testing with the PLM staging journal, lookups are added for: Product Type, BOM site, Unit, ItemId, Product owner, Name (attributes section) and BOMline.ItemId,

	the PLM staging journal	BOMLine.Version, BOMLine.Configuration, BOMLine.Color, BOMLine.Size, BOMLine.Style and BOMLine.Unit
109742	Improve error message when there is no number sequence for PLM journal	In case no number sequence is setup for the PLM staging journal, there is now a clear error message
117045	Name and description are not mandatory anymore	In line with standard D365, it is now not mandatory anymore to give a product name (or description) when creating or updating products. This is applicable when posting a staging journal (ImportParts), validating and processing an engineering change order and creating new products via the engineering change order and in the released products form
118936	Create button for applying new item number on ECO when product number rule is set to automatic	A new button is created to support the impact "New product" in combination with the product number sequence rule is set to automatic. In this combination, the button on the impacted products becomes enabled and will generate the new product number

2.2.7 Product Engineering 10.0.17.5

ID	Title	Description
120677	In release traverser make sure the circularity check is only done when bomTable.checkBOM = Yes	The performance of releasing from the engineering company to logistical companies is improved. In case the BOMcheck is already done, it's not done anymore during the release

2.2.8 Product Engineering 10.0.16.5

ID	Title	Description
111872	Item number on BOM lines from engineering BOM's must be uneditable	To further improve data quality, the BOM line item number is made non-editable for engineering BOM's once it is created

2.2.9 Product Engineering 10.0.15.3

ID	Title	Description
New001	New data entities	As part of a coming feature, new data entities are added

2.2.10 Product Engineering 10.0.14.1

ID	Title	Description
----	-------	-------------

100682	Remove Inventory value report (PdmInventValue) and Physical inventory by inventory dimension (PdmInventDimPh ys) from VAR model	As mentioned in release 10.0.10.2, we have removed the Inventory value report (PdmInventValue) and Physical inventory by inventory dimension (PdmInventDimPh ys) from the VAR model. They were already aligned with standard Microsoft reports again, while they have uptaken the inventory dimension framework there as well.
108383	Rename label for configuration key for our product dimension version	We have renamed our label for the configuration key of our product dimension version to 'Product dimension – version (Product engineering)' to have a better distinction between the ECM module and PE
108389	Rename elements so they have Pdm prefix	To prevent any issues with the ECM module of standard D365, we have adjusted the naming of the objects in below extensions. We have added 'Pdm' as a prefix to this. In case you have extended our code in here, you will need to verify if this is still working.

		<ul style="list-style-type: none"> ▲ \$/Product Engineering/Trunk/Main/Metadata <ul style="list-style-type: none"> ▲ ProductEngineering/Product Engineering <ul style="list-style-type: none"> ▲ AxClass <ul style="list-style-type: none"> PdmPVMEventHandler.xml [merge,... ▲ AxFormExtension <ul style="list-style-type: none"> BOMConsistOf.Pdm.xml [merge, e... BOMDesigner.Pdm.xml [merge, edit] BOMDesignerBOMVersion.Pdm.xml... BOMTable.Pdm.xml [merge, edit] EcoResProductDetails.Pdm.xml [me... EcoResProductMasterDimension.Pd... EcoResProductVariants.Pdm.xml [m... EcoResProductVariantsPerCompany... ForecastSales.Pdm.xml [merge, edit] ProdBOM.Pdm.xml [merge, edit] ProjSalesItemReq.Pdm.xml [merge,... PurchReqTable.Pdm.xml [merge, ed... PurchRFQCaseTable.Pdm.xml [mer... PurchTable.Pdm.xml [merge, edit] RouteInventProd.Pdm.xml [merge,... RouteTable.Pdm.xml [merge, edit] SalesQuotationTable.Pdm.xml [mer... SalesTable.Pdm.xml [merge, edit] ▲ ProductEngineeringECM/Product Engine... <ul style="list-style-type: none"> ProjSalesItemReq.PdmEcm.xml [merg... SalesTable.PdmEcm.xml [merge, edit] ▲ ProductEngineeringSMM/Product Engine... <ul style="list-style-type: none"> PdmProductItem.PdmSmm.xml [merg... PdmProductParameters.PdmSmm.xml...
109295	Improve release performance	We have done rework on PdmProductReleaseReceive.releaseProductAttributes() to improve the performance in the releasing process

2.2.11 Product Engineering 10.0.13.3

ID	Title	Description
96801	Support multiple BOM's in PLM integration	<p>The PLM integration can now support multiple BOM's for the same product version. To allow this, some changes are applied:</p> <ol style="list-style-type: none"> 1. The PLM staging journal has 4 new fields (on item level): BOMReference, Approve BOM, Activate BOM and Bom Site (also part of the data entities) 2. A new parameter is introduced on the PLM system 'Exclude BOM's of previous engineering versions'. The default value is No (as per current behaviour), which makes sure that when a new version is received from PLM, all existing BOM's on the previous version will be copied to the new version (also the

		<p>BOM's that are not received from PLM). In case the value is set to Yes, the following will happen: in case a new version is received from PLM, only the BOM that's send from PLM will be received on the new version. Any other BOM on the previous version (manually added or from PLM with a different BOMreference, will not be copied to the new version.</p> <p>In case an update is done to an existing version, this parameter has no influence.</p> <p>3. It is now possible to approve and/ or activate a BOM via the PLM message.</p> <p>For more information see the document 'Multi-BOM support in the PLM integration'.</p> <p>We have extended the PEPLM integration message to support the new fields that are part of the PLM staging journal. In case you would like to receive a new PEPLM project, please send an email to akooij@to-increase.com. Please note that in case you import a new project, your local settings like the connectors and mapping might be lost.</p>
--	--	--

2.2.12 Product Engineering 10.0.12.5

ID	Title	Description
103255	Field "Override Delivery Control" in default order settings not copied from template item	Field Override Delivery Control in the default order settings is added to the template item functionality
104221	Add SolutionId to the all PE model descriptor files	SolutionId is added to all the PE model descriptor files

2.2.13 Product Engineering 10.0.11.3

ID	Title	Description
93294	Productname not available in Lines view of ECO	The product name has been added to the BOM line form of the engineering change order. This is in line with the standard BOM line form

2.2.14 Product Engineering 10.0.11.2

ID	Title	Description
95348	Remove PLM duties and privileges on PE security roles	As mentioned in the Product engineering and PLM integration release 10.0.8.2 published 3 months ago, we have now removed all PLM integration duties and privileges from the 'Product engineering worker' role and the 'Product engineering administrator' role. In that release we have created 2 new roles which are taking over the PLM

		<p>integration duties and privileges from these Product engineering roles:</p> <ul style="list-style-type: none"> • PLM integration viewer • PLM integration administrator <p>In case you have not applied the new roles yet, you will now need to add new PLM integration roles to the persons that need the PLM access:</p> <ul style="list-style-type: none"> • Product engineering worker --> PLM integration viewer • Product engineering administrator --> PLM integration administrator
97137	CS00091973: Missing product number in error message, when releasing an ECO	The error "Item Product has a production type that does not allow creation of BOM or formula" is extended with the product number for better insight in which product gives an error when releasing multiple products at once
99283	Uptake new licenses into DEV D365	<p>As an Independent Software Vendor, we provide you with licenses which can be used to enable/use our solution. These licenses are based on a Microsoft certificate which is part of our solution. This certificate expires every 3 years, this year per 29-08-2020. At that moment it must be renewed, and new licenses need to be installed.</p> <p>Please make sure you install the latest update (from May 2020 update onwards) before August 29th, as these releases do contain the new certificate. Together with this update, you have to install the new license. New licenses will only work together with the new certificate, which are part of the May 2020 update onwards. The May 2020 update onwards will only work with the new license(s).</p> <p>To-Increase has planned to upload the new licenses to your LCS project right after release the May update, normally the first working day of the new month. So before installing this new update, please check if the new license(s) is in your LCS. In case you get an error message 'license is not valid' during installation, then there is a mismatch between license and software package. After installing the latest update and latest license, please verify by logging into the application and see the respective menu's.</p> <p>Please note that if you try to re-load licenses for standard D365 F&O (e.g. adding more users) before installing the latest version and license, it will cause a re-validation of all ISV licenses, and that will cause the license for the To-Increase solution to fail as the underlying certificate is no longer valid. Users can no longer make use of the functionality.</p>

2.2.15 Product Engineering 10.0.10.2

ID	Title	Description
94614	CS00095913 Version on Item Coverage form	Added in the VAR model: version field on Item coverage form is made mandatory field same as the other product dimensions behave

2.2.16 Product Engineering 10.0.9.11

ID	Title	Description
96648	CS00098239: Transfer of a product with a version does not work anymore in the Warehousing app	The product dimension version is implemented in the PE VAR-model for the transfer of a product in the warehousing app

2.2.17 Product Engineering 10.0.8.2

ID	Title	Description
87459	Separate label model for PLM integration	The PLM integration model has its own label model. See the installation manual for more details
87476	Create a separate license for PLM	The PLM integration model has its own license. See the installation manual for more details
87477	Redefined security roles based upon license split PE and PLM	<p>With the split of models for Product Engineering and PLM integration, we are also splitting the security roles to match the models. We are doing this in two steps, to make sure there is no impact for existing customers at this moment. From our existing security roles, this only impact two roles which have PLM duties and privileges:</p> <ul style="list-style-type: none">• Product engineering worker• Product engineering administrator <p>At this moment, they are not changed, but that will happen in step 2.</p> <p>Step 1 (effective per this release) We have introduced two new roles:</p> <ul style="list-style-type: none">• PLM integration viewer: this is a copy of the existing 'Product engineering worker' role, without duties and privileges regarding the Product engineering module (PLM module only).• PLM integration administrator: this is a copy of the existing 'Product engineering administrator' role, without duties and privileges regarding the Product engineering module (PLM module only).

		<p>Step 2 (anticipated to be effective on our May release)</p> <p>We will remove the PLM integration duties and privileges from the 'Product engineering worker' role and the 'Product engineering administrator' role.</p> <p>What should be done now?</p> <p>For any new implementations we advise to start using the new PLM integration roles immediately. As soon as the PLM integration duties and privileges are removed from the Product engineering roles, there is no impact.</p> <p>For existing implementations, there can be two scenario's:</p> <ol style="list-style-type: none"> 1. The Product engineering roles are not assigned to users, but new roles have been created. In this scenario there is no impact and nothing needs to be done. 2. The Product engineering roles are assigned to users. In this scenario, the new roles should be assigned to the same users ('PLM integration viewer' where 'Product engineering worker' is used and 'PLM integration administrator' where 'Product engineering administrator' is used. This should be done before installing the May release. If this is done in this timeframe, there is no impact as well.
92927	CS00092903: Missing field Auto Release PdmProductType ReleaseEntity	The fields Auto release and Copy effectovoty have been added to data entity PdmProductTypeReleaseEntity

2.2.18 Product Engineering 10.0.6.4

ID	Title	Description
80287	Dependencies scanning should work the same for ECO and dependencies report	The dependencies search has been aligned for the ECO, ECR and dependencies report. The same structure is being used now which makes future extensions easier
83805	Effect changes for the version selection on transactions	<ol style="list-style-type: none"> 1. The validation of active versions on effectivity dates is done generally based on the current date, but the generation of sales picklist was not aligned on this. The confirmed ship date of the sales order line was used for this. To align with the general concept this needed to be changed. To make sure there is no immediate change for the processes in the live environments of existing customers, this validation can now be controlled via a new parameter. In the product engineering parameters a new parameters is enabled which controls this behavior. The default value is "Confirmed ship

date of the sales order line", but it can be changed to "Current date"

Product engineering parameters

The screenshot shows the 'Set-up engineering version control' configuration page. On the left, there are tabs for 'Engineering version', 'Release control', 'Attribute search', and 'Engineering change'. The main area is titled 'ENGINEERING VERSION' and includes a toggle for 'Allow invalid versions' set to 'No'. A red box highlights the 'VALIDATION' section, which contains 'Sales picking list validation' with a dropdown menu set to 'Current date', and 'Confirmed shipping date of the sales order line' with a dropdown menu set to 'Current date'.

- When copying project forecast lines, the version of the products was always copied as-is, which could give errors due to changed effectivity dates. A new setting is introduced which in case enabled will search for the latest active version when copying forecast lines. An info message will inform the users which versions are copied if successful:

The screenshot shows the 'Copy forecasts' configuration page. It includes sections for 'Parameters', 'INCLUDE TRANSACTIONS', 'PROJECT DATE', 'COPY FROM/TO', and 'LATEST VERSION'. The 'LATEST VERSION' section is highlighted with a red box and contains a toggle for 'Copy latest version' set to 'No'. Other settings include 'Hour', 'Expense', 'Item', 'Fee', and 'On-account', all with 'No' selected.

2.2.19 Product Engineering 10.0.4.3

ID	Title	Description
81426	Add the option to limit the number of BOM levels during the release selection	For the migration and release service functionality has been introduced to limit the number of BOM levels during release. When changing attributes on an item or its BOM and the item needs to be released to other companies, the user wants to have the option to only send the item, or only single level. This can be done manually in the release details form, but is very time consuming and error prone. To help the user a Max BOM level option will be added to the release selection form which is defaulted to the max BOM level setup in the inventory parameters and can be tweaked to limit the number of levels to release.

2.2.20 Product Engineering 10.0.4.1

ID	Title	Description
----	-------	-------------

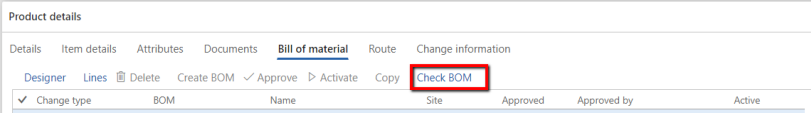
68322	Copy BOM/Route activation on releasing/receiving always editable, even when Receive BOM/Route is inactive.	The Receive route option is now separately editable from the Receive BOM option during the receiving of a product (Push-pull scenario). Next to that, the Copy route activation button is not editable anymore in case no Route will be received
74371	Add option to change product name and/ or description in ECO based on attribute naming setup	A new button had been added to the ECO form on impacted product line level which can be used with multiple line selection. When attributes used in the attribute naming setup have been changed. It will write the new name into the Product name field on the ECO and the new description into the Description field on the ECO.
76552	Add operation lookup to BOM lines in ECO	When creating an ECO with a BOM and a route, the lookup for operation on the BOM lines now displays the operations from the created route in the ECO.
78469	Find other site in case the site receiving site doesn't exist in the logistical company	When adding the receiving site during the creation of a release, a validation to check if the site exists in the receiving company is now in place. If the site exists, this site will be used. If it doesn't, another site will be found via the following logic: <ol style="list-style-type: none"> 1. If it's an existing item, the default order settings of this item will be used: rank 0, inventory default site. 2. If it's a new item, the default order settings of the template item will be used: rank 0, inventory default site. If no (existing) site is found via this logic, it will default back to using the releasing site.

2.2.21 Product Engineering 10.0.3.2

ID	Title	Description
75549	CS00061636 - Wrong document on Engineering version	<p>While not all PLM systems have the possibility to always send all document information, we have introduced a new parameter that arranges what should happen with existing PLM documents in case no new document information is send:</p> <p>Remove PLM documents - Yes</p> <p>The sent product is a</p> <ul style="list-style-type: none"> • new version: Ignores earlier sent PLM documents of most recent version • an existing version (in version update): Deletes earlier sent PLM documents <p>Remove PLM documents - No</p>

		<p>The sent product is a</p> <ul style="list-style-type: none"> • new version: Copies earlier sent PLM documents of most recent version • an existing version (in version update): Keeps earlier sent PLM documents <p>The default value is No: this will lead to a different behavior in case of an ImportPart scenario, which can be corrected by switching the parameter to Yes. For more information see the document 'New parameter Remove PLM Documents'</p>
76737	CS00061604 - Too few characters in naming and description rule field	The naming rules setup field for the Item Number, Item Name and Item Description are all extended to 1000 characters. In some cases the setup positions were not sufficient

2.2.22 Product Engineering 10.0.2.1 for D365 FO 10

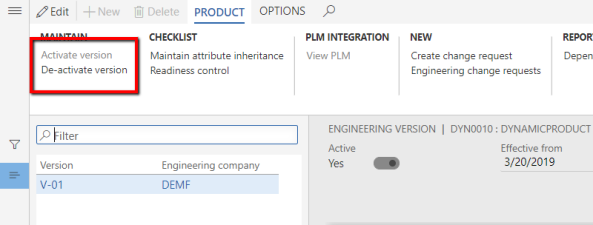
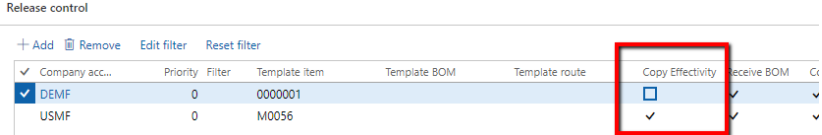
ID	Title	Description
71548	Add BOM check to the ECO	<p>The BOM check has been added to the engineering change order. A new button BOM check is available at the Bill of Materials tab of the impacted products.</p>  <p>The screenshot shows the 'Product details' page for a BOM. The 'Bill of material' tab is selected. In the top navigation bar, the 'Check BOM' button is highlighted with a red box. Below the navigation bar, there are several tabs: 'Change type', 'BOM', 'Name', 'Site', 'Approved', 'Approved by', and 'Active'.</p> <p>This button will perform the standard BOM check looking at the BOM data in the engineering change order, but also (if applicable) looking at the data in the released products and BOM's there. In case the standard D365 Level of circularity parameter is set to BOM or Line, this behavior is now also applicable on the engineering change order</p>
73345	Be able to release without BOM in the release service	<p>We have enabled the possibility to release without a BOM in the release service: No parm or 0 now means 99. This will become 0.</p> <p>In case a 0 or nothing was given, this needs to be changed to 99. Another value doesn't need a change</p>
74418	On the ECO BOM line form, the Remove button is renamed to Delete	On the engineering change order BOM line form, the Remove button is renamed to Delete
75435	Update of UOM to the impacted products in ECO from PLM	The UnitId in the staging journal is now also updating the units in an ImportEco scenario when creating a new product and updating the BOM unit when updating the products

2.2.23 Product Engineering 10.0.1.2 for D365 FO 10

ID	Title	Description
73125	Make clean up option a runnable class instead of a menu item	In the 10.0.0.3 release we have added a menu item 'Product engineering/ Periodic/ PLM integration/ Cleanup of PLM references'. For security reasons this menu option has been removed from the menu is now only available as a runnable class by administrators. Please note that this function is only needed in certain migration scenario's. The class can be run via the followig command: <D365 url>&mi=SysClassRunner&cls=PdmPlmReferenceCleanUp

2.2.24 Product Engineering 10.0.0.3 for D365 FO 10

ID	Title	Description
61752	Change ECM BOM designer: align it with std. BOM designer look and feel	The BOM designer on the engineering change order has been redesigned to have the same look and feel as the standard D365 BOM designer
67206	Create a clean up option to remove PLM references for items	<p>For customers that don't have PLM interface, the data migration still needs to be done via the PLM interface. In this scenario there will be references set on the data that will influence the data ownership and some data cannot be edited (e.g. qty on BOM lines and deletion of BOM lines). We have added a clean up option for those items, to allow full control again. This will clean the PLM reference in all companies. This option can be found via Product engineering/ Periodic/ PLM integration/ Cleanup of PLM references.</p> <p>When running this option a selection can be made for which PLM system the references must be cleaned.</p> <p>PLEASE NOTE: do not use this function if not required. There is no revert option.</p>
69771	Reduce the number of database calls when releasing/creating items	The performance of releasing items has been improved
70594	BIS Runtime - Add possibility to export the project definition	In case the BIS runtime license is used for the PLM framework, the option to export the project definition is now available as well
71638	Effectivity redesign on engineering versions to allow multiple versions on same day	<p>Two things have changed:</p> <ol style="list-style-type: none">1. It is made possible to receive multiple versions with the same effective from date (with the effective rules enabled). In that case the previous version will be made inactive automatically (together with its BOM and/ or Route)

		<p>2. Synchronising effectivity between versions is only done on versions that are active, as determined by the active checkmark on the engineering version</p> <p>See for more information the document “Effectivity redesign to allow multiple versions on the same day for 10.0.0.3”</p>
71983	Formalize Activate/De-Activate version process	<p>It is no longer possible to activate or deactivate a version via the Active No/Yes field itself. Two new buttons have been added to activate/ deactivate the engineering version.</p>  <p>The access to these buttons is arranged by the privileges PdmProductActivate and PdmProductDeActivate, which are part of the duty PdmProductManagementProcessEnable.</p>
72591	Enable receiving a new version in logistical company with improved date control	<p>It is now possible to receive a product without an effective from date in an operational company. This will also not update the effective to date on the previous active version. This will be helpful in case a product has readiness checks that 1st need to be processed. This can be arranged with the new checkmark 'Copy effectivity' on the release control of the engineering product type:</p>  <p>If the field is enabled, the effectivity dates will be copied from the engineering company to the logistical company. In case it is disabled, the date will not be copied during the release.</p> <p>In a push-pull scenario, the effective dates (copied or empty) will be shown and can be changed in the receive form. This allows better control during receiving:</p>

		<p>INBOUND PRODUCT RELEASE</p> <table border="1"> <thead> <tr> <th>IDENTIFICATION</th> <th>SITE</th> <th>REFERENCE TO THE PRODUCT OWNER COMPANY</th> <th>PROCESS STATUS</th> <th>Proce</th> </tr> </thead> <tbody> <tr> <td>Product DYN0010</td> <td>Receiving site 1</td> <td>Releasing company demf</td> <td>Status Open</td> <td>Proce</td> </tr> <tr> <td>Product Version DYN0010 V-01</td> <td></td> <td>Releasing site 1</td> <td></td> <td></td> </tr> </tbody> </table> <p>Receive details</p> <p>Product number: DYN0010 Version: V-01</p> <p>PRODUCT</p> <p>Item: DYN0010</p> <p>Template item: M0056</p> <div style="border: 2px solid red; padding: 5px;"> <p>EFFECTIVITY</p> <p>Effective from: 3/20/2019 Effective to: <input type="text"/></p> </div> <p>Product owner: <input type="text"/></p> <p>Engineering Type: DISTINCT</p> <p>Product type: Item</p> <p>Product subtype: Product</p> <p>Configuration technology: <input type="text"/></p>	IDENTIFICATION	SITE	REFERENCE TO THE PRODUCT OWNER COMPANY	PROCESS STATUS	Proce	Product DYN0010	Receiving site 1	Releasing company demf	Status Open	Proce	Product Version DYN0010 V-01		Releasing site 1		
IDENTIFICATION	SITE	REFERENCE TO THE PRODUCT OWNER COMPANY	PROCESS STATUS	Proce													
Product DYN0010	Receiving site 1	Releasing company demf	Status Open	Proce													
Product Version DYN0010 V-01		Releasing site 1															
		<p>Please note: in case the field is disabled and no readiness checks are setup, the initial version will still be received active (but still without effective from date).</p> <p>With the update script provided in the upgrade, the field will be enabled automatically so nothing changes out of the box.</p>															

2.3 New D365 functional topics considered for this release

No functional topics were considered in this release.

2.4 New D365 functional topics considered for previous releases

Below lists only the releases for Product Engineering on 10.0 where new D365 functional topics were considered.

2.4.1 Product Engineering 10.0.12.2

Microsoft has introduced a new product dimension called Version. This new product dimension is not conflicting technically with the product dimension Version as it has been introduced as part of the Product engineering solution. But, at this moment we have not aligned our solution with the new dimension Version. We recommend to not enable the new product dimension version as it is introduced by Microsoft, because otherwise there will be two product dimensions 'Version' which will probably lead to confusion.

2.5 Discontinued features as per current release

No functional topics were discontinued in this release.

2.6 Discontinued features as per previous releases

2.6.1 Product Engineering 10.0.10.2

ID	Title	Description
90038	PdmEcmProductVarEntity & PdmEcmProductBOMVarEntity are removed	The data entities PdmEcmProductVarEntity & PdmEcmProductBOMVarEntity have been depreciated. They are not necessary anymore while the PdmEcmProductEntity & PdmEcmProductBOMEntity already existed

3. Fixes summary

3.1 Fixes for this release

ID	Title	Description																								
143112	CS00203438 Update of Data Entities	The Version field is added to the following data entities: <table border="1"><thead><tr><th>Name</th><th>Entity</th><th>Version</th></tr></thead><tbody><tr><td>Bill of materials headers and versions</td><td>BOMItemSpecificBillOfMaterialsHeaderEntity</td><td>V3</td></tr><tr><td>Released products warehouse defaults</td><td>EcoResReleasedProductWarehouseDefaultsEntity</td><td>V2</td></tr><tr><td>Inventory movement journal headers and lines</td><td>InventInventoryMovementJournalEntryEntity</td><td>V4</td></tr><tr><td>Open purchase multi line discount journal lines</td><td>PurchOpenPurchaseMultiLineDiscountJournalLineEntity</td><td>V1</td></tr><tr><td>Open purchase price journal lines</td><td>PurchOpenPurchasePriceJournalLineEntity</td><td>V1</td></tr><tr><td>Open purchase total discount journal lines</td><td>PurchOpenPurchaseTotalDiscountJournalLineEntity</td><td>V1</td></tr><tr><td>Item coverage</td><td>ReqItemCoverageSettingsEntity</td><td>V2</td></tr></tbody></table>	Name	Entity	Version	Bill of materials headers and versions	BOMItemSpecificBillOfMaterialsHeaderEntity	V3	Released products warehouse defaults	EcoResReleasedProductWarehouseDefaultsEntity	V2	Inventory movement journal headers and lines	InventInventoryMovementJournalEntryEntity	V4	Open purchase multi line discount journal lines	PurchOpenPurchaseMultiLineDiscountJournalLineEntity	V1	Open purchase price journal lines	PurchOpenPurchasePriceJournalLineEntity	V1	Open purchase total discount journal lines	PurchOpenPurchaseTotalDiscountJournalLineEntity	V1	Item coverage	ReqItemCoverageSettingsEntity	V2
Name	Entity	Version																								
Bill of materials headers and versions	BOMItemSpecificBillOfMaterialsHeaderEntity	V3																								
Released products warehouse defaults	EcoResReleasedProductWarehouseDefaultsEntity	V2																								
Inventory movement journal headers and lines	InventInventoryMovementJournalEntryEntity	V4																								
Open purchase multi line discount journal lines	PurchOpenPurchaseMultiLineDiscountJournalLineEntity	V1																								
Open purchase price journal lines	PurchOpenPurchasePriceJournalLineEntity	V1																								
Open purchase total discount journal lines	PurchOpenPurchaseTotalDiscountJournalLineEntity	V1																								
Item coverage	ReqItemCoverageSettingsEntity	V2																								

3.2 Cumulative fixes from previous releases.

Below lists only the releases for Product Engineering on 10.0 where fixes have been provided.

3.2.1 Product Engineering 10.0.25.3

ID	Title	Description
137233	CS00194742 Bug in released BOM after Global change in BOM in Global company	When using the Change BOM feature to copy a BOM-line of an engineering BOM to a new BOM-line, we reset the Engineerign BOM-reference, so when releasing, both lines are released instead of only one

3.2.2 Product Engineering 10.0.24.1

ID	Title	Description
138995	BOM designer	Issue with Co-product line in designer error - The value is not found in the map is solved

3.2.3 Product Engineering 10.0.23.2

ID	Title	Description
133124	Updates of notes via PLM does not work PE	It is now possible to also update notes via the PLM integration
133139	CS00189313 Posting of staging journal is updating BOM version in ECO which is not included	The 'Overwrite' option on the Update rule on the PLM system, now supports the multi-BOM scenario better on an open ECO. For an existing product, this scenario was not completely working and could lead to ignoring the previous update of a BOM, while receiving an update on another BOM

3.2.4 Product Engineering 10.0.22.2

ID	Title	Description
130239	CS00184683 ECO report not showing attribute changes	The engineering change order works consistent again. The change information section is shown always and not depending on the checkmark 'Show changes only'. The checkmark 'Show changes only' now shows only changes (and not the lines with change type 'Unchanged'. The checkmark 'Show attributes' determines if the attributes are shown. And the checkmark 'Show change details' can only be enabled when attributes and or BOM's are shown and will show the old and current values

3.2.5 Product Engineering 10.0.21.8

ID	Title	Description
122406	When applying the attribute based name rule (from PLM) for a variant, the search name of the released product is also updated	For a variant, the search name of the released product is not updated anymore when applying the attribute based name rule (from PLM)
126544	CS00174933 Inconsistencies in role-based security	<p>The role based security is improved to allow a better implementation. For the engineering version form:</p> <ul style="list-style-type: none">• The buttons for Remove BOM and Remove route have the neededpermission property set to Delete. And the form controls are added to the Security privilege PdmProductItemEngineeringMaintain• The New button on documents” has the neededpermission property set to Create. The form control is added to teh Security privilege PdmProductItemEngineeringMaintain <p>For the Where-used form in the ECO:</p>


		<ul style="list-style-type: none"> • The Maintain privilege for where used form (with editing rights), is assigned to duty "Maintain engineering change order" • The View product usage privilege allows a 'Scan where-used, but does not grant access to the Add marked/ Skip Marked) <ul style="list-style-type: none"> ○ Buttons for Select all, Select None, Add Marked and Skip Marked have the neededpermission property set to Delete. ○ The form controls are added to the Security privilege PdmEcmWhereUsedProcess (Find where product is used) ○ The menu item for Button Scan Where-Used is added to the Security privilege PdmEcmWhereUsedView
128698	Data entity for Engineering Product Type export ignores records without mandatory Created status field	The data entity for Engineering product types, now also exports records without the mandatory fields like Created status
129346	CS00182000 Data entity approved vendors does not work anymore	The import of data via the data entity 'Approved vendor list by products' is working again
130860	Permission issue in PE solution	All the menu items under the "View engineering change orders" duty are set to license level 'Activity' instead of 'Enterprise'

3.2.6 Product Engineering 10.0.20.2

ID	Title	Description
109628	Update BOM with "impossible" units	It is not possible anymore to change the unit of measure on an existing BOMline, if there is no conversion setup between the unit of measures. This was possible via the PLM Integration
110358	Product engineering button in the purchase order form got split into two buttons	The Product engineering button on the purchase order is fixed again and contains all 3 options
110955	Update rule 'overwrite' on PLM system does add 2nd line instead of overwrites	The update rule 'Overwrite' on the PLM system works again as designed and doesn't add the imported line twice

115341	When now creating a new engineering product, the released product details form will always appear for the new product, even if a (non-matching) filter is applied	When now creating a new engineering product, the released product details form will always appear for the new product, even if a (non-matching) filter is applied
125257	CS00171874 ECO: Copying a BOM will reinitialize inventory dimensions	When copying a BOM on an ECO, the logic of retrieving the warehouses is now: we try first to get the warehouse from the source BOM line and in case the warehouse is not filled in then try to get the one from the default order settings
128973	Data Import Problems with Entity "Staging Bom attribute values"	The issue where not all staging journal BOM line attributes could be imported, is resolved

3.2.7 Product Engineering 10.0.19.2

ID	Title	Description
118467	CS00148290 Standard record template cannot be edited	<p>The error "Error executing code: SysRecordTemplateEditInventTable object does not have method 'name'" is solved when editing a standard record template for an item in Product information management.</p> <p>Please note: when editing the standard record template now, there is still an error sue to wrong implementation of the Inventory dimension framework an an error occurs:</p>  <p>While it is part of the Inventory dimension framework, this issue is reported with Microsoft, but not yet solved</p>
118468	CS00148294 Copy route from Engineering version throws an error	Using the 'Copy route' option from the engineering version is working
118467	CS00148297 Documenttypes with length (typeids) > 5 cannot be created	Document types with an id which is more then 6 characters is now also supported on the engineering version

125576	CS00172658 Export of 'Approved vendor list by products' fail'	The following data entities extensions are removed, so they are not global anymore: <ul style="list-style-type: none"> • PurchProductApprovedVendorEntity.ProductEngineeringPLM • InventItemPriceV2Entity.ProductEngineeringPLM
--------	---	---

3.2.8 Product Engineering 10.0.18.21

ID	Title	Description
113137	CS00140344 Problem while releasing more than 25 items	When clicking 'Select all' in the outbound product release form, the error 'The value XXX is not found in the map' is not occurring anymore
119611	CS00150809 Delete Bom lines (engineering controlled) from Designer	As per the data ownership rules for BOM lines, the BOM lines coming from the PLM integration are now also safeguarded from being deleted in the BOM designer
123118	CS00156215 Attribute values are cut after 30 characters	The engineering attribute values are not cut of after 30 value sin the following data entities: 'PdmEcmProductAttributeEntity', 'PdmProductTypeAttributeEntity' and 'PdmProductItemAttributeEntity'. <u>Please note that the data entities need to be refreshed in the Data management framework parameters</u>

3.2.9 Product Engineering 10.0.18.1

ID	Title	Description
111725	CS00136699 Product categories are getting copied from template on modification of the item	The product categories of the engineering product type are now only added during the creation of the product. On updating the product (new version or new variant), the categories are not applied anymore
123595	CS00159480 PdmProduct is not deleted when product is deleted	It is now only possible to delete the global product and product master from the engineering company. The table PdmProduct is now deleted with it

3.2.10 Product Engineering 10.0.17.5

ID	Title	Description
112214	CS00138985 Filter on Release Control under Engineering product type	The filter on the release control lines, is not reset anymore when using cancel. The existing values are saved

	setup on dynamics Issue	
120956	CS00152326 Severity automatically calculation does not work creating ECO from Staging journal	In case the parameter for severity calculation in engineering change management is set to 'Calculate automatically', the calculation is also triggered when the ECO is automatically submitted to a workflow via the PLM staging journal
11702	CS00146164: Change in Product name and Description	The naming rules on the EPT are only applied in case there is attribute information on item level in the staging journal. As soon as there is at least 1 attribute, the naming rules will be applied, even if the attribute is not used in the naming rules

3.2.11 Product Engineering 10.0.16.5

ID	Title	Description
112015	CS00136790 Problem with Bom print from Designer	The header for versions is added to the report
112416	Impact New Product on ECO doesn't allow to populate a new item number	In all scenarios you can populate the item number again with impact New Product
115334	CS00144170: Demand forecasting errors with Dimension Version	Error on running Generate Statistical Baseline Forecast option for Demand Forecast is solved

3.2.12 Product Engineering 10.0.15.3

ID	Title	Description
112561	CS00139113 Wrong formatting eco report	The layout margins for the report are corrected
112970	Impact New Product on ECO doesn't allow to populate a new item number	In all scenarios you can populate the item number again with impact New Product

3.2.13 Product Engineering 10.0.14.1

ID	Title	Description
----	-------	-------------

109960	CS00132468 Problem with entity Staging Bom attribute values	Data entity PdmPlmStagingJournalBomAttributeValue doesn't give an error anymore. The BOM position is added
--------	---	--

3.2.14 Product Engineering 10.0.13.3

ID	Title	Description
106216	Make sure no empty engineering attribute record can be created	It is made sure that no empty engineering attribute record can be created on the engineering product type, engineering version and/or engineering change order
108075	Unable to Modify non-engineering Released Product Variants	The released product variants for non-engineering items are editable again
108428	Chain of command on BOMVersion\modifiedField method giving runtime error.	Chain of command on BOMVersion\modifiedField method is changed to prevent runtime error

3.2.15 Product Engineering 10.0.12.5

ID	Title	Description
59841	PLM Cleanup old references to PTC Web services	PTC webservice references are cleaned up in the PLM code
100830	Succeeding version cannot be added to second company in Virtual Engineering Company scenario	Succeeding version can be posted to a second company again in a virtual engineering company scenario
100838	Attribute mapping Usage=Insert does not work	Attribute mapping 'Usage' is 'Insert' works again
102259	Backward compatibility to 10.0.13	Renamed ProdTable::findRecId to different name ProdTable::pdmFindRecId to support the backward compatibility to 10.0.13 (coming in October)

3.2.16 Product Engineering 10.0.12.2

ID	Title	Description
101664	CS00114127 Active BOM & Route not selected based on Item version in the Cost calc form	Active BOM and Route are selected correctly based on Item version in the Cost calculation form. Please note that this change is added to the VAR model
102445	CS00114955 Whenever a staging journal is posted, it is always updating inventtable	When posting a PLM staging journal, the updating of the inventtable is not done anymore when not needed

3.2.17 Product Engineering 10.0.11.3

ID	Title	Description
92315	Searchname not updated correctly on item from the change order	The search name of a distinct product is correctly updated from the engineering change order
97261	Uptake of latest BIS	Latest BIS release is uptaken again

3.2.18 Product Engineering 10.0.11.2

ID	Title	Description
94507	Severity rule PdmEcmSeverityRuleBase must be hidden	The PdmEcmSeverityRuleBase class is not shown anymore in the rules dropdown of the Severity rules setup. This is done while it is a base class and cannot be used for the severity determination
97598	Release button from products variant form on global product master form must be disabled	The release button on the products variants form which you can open from the global product masters form is disabled
99122	Multiple product statuses mapping supported when importing BIS project (Get latest)	Multiple product statuses mapping is now supported when importing BIS project (Get latest). This is when multiple PLM states are mapped to the same product status in the PLM system

3.2.19 Product Engineering 10.0.10.2

ID	Title	Description
----	-------	-------------

97712	CS00100984: Inventory value report (PdmInventValue)	For Inventory value report (PdmInventValue) and Physical inventory by inventory dimension (PdmInventDimPhys): Aligned with standard Microsoft reports again, while they have uptaken the inventory dimension framework there as well. Please note: these reports are now fully aligned with standard and therefore not needed in the VAR model anymore. We have planned to deprecate this reports three months from now, to give customers time to move any customizations to the standard Microsoft reports
97965	Released product variants form does not show engineering buttons correctly	The product engineering buttons on the releases product variants form behave correctly again

3.2.20 Product Engineering 10.0.9.11

ID	Title	Description
95207	Update references to label model in PLM code base rework	Rework is done on the update of references to the label model in the PLM Integration code base

3.2.21 Product Engineering 10.0.8.2

ID	Title	Description
86523	Removal of any dead code as well as code that has been commented out	Dead code as well as code that has been commented out has been cleaned up
89070	Release note functionality broken	The release functionality is working again: when releasing a changed product from an ECO, the release note contains information from the change description
90541	Effective from error is shown when submitting ECO to workflow although effectivity rules are disabled	The validation when submitting the ECO to the Workflow is now correctly validating the effectivity dates based on the Enforce effectivity setting
90549	Released product details link opens global product form	Released product details link opens the released product form again

90522	Activate BOM can't be done in the Receive form when Effective date is empty (and not mandatory)	The validation when setting the Copy BOM activation field to Yes is now correctly validating the effectivity dates based on the Enforce effectivity setting
90576	Engineering attribute search doesn't show on-hand inventory information from sales order lines	On hand inventory information is shown in the engineering attribute search opened from sales orders again
90654	Dependency report results in error	The dependency report running without error again
93311	CS00093770: "Status" in ECO is not being initiated correct	In case the status is not set in the PLM staging journal, the system will find the status as described here (for both ImportPart and ImportECO scenario): <ol style="list-style-type: none"> 1. When creating a new product, the status from the engineering product type is used 2. When updating the same version, the status from the version remains the same 3. When creating a new version, the status from the original version is used
93852	The attachments form when opened from an engineering change request displays no attachments even though there are	The attachment icon on top shows the correct number of attached information records (document handling)

3.2.22 Product Engineering 10.0.6.4

ID	Title	Description
78539	Route operations is not checking if they are allowed to be deleted	Route operations that are sent over from the engineering company are not allowed to be deleted in an operational company. They are part of the engineering data
84126	Dependencies report doesn't show project quotations correctly	The caption text for project quotations is now showing the correct text in the dependencies report

85160	Engineering attribute ignores decimal precision on unit	The decimal setup on the unit of measure from standard D365 is now applicable on the engineering attributes as well. In case an engineering attributes has a unit of measure, the decimal precision will be applied on the engineering attribute value.
85297	CS00078165:Dependencies on ECO on Impacted Products level	The dependencies button on the impacted products is again filtering and showing the dependencies correctly
86250	Project quotation dependency: subject is not correctly opening the project quotation	There can be two different dependencies for quotations: the sales quotation and the project quotation. The subject in the dependences form is now opening the correct form in both cases
86421	Search dependencies should also be available on an approved ECO	The Search dependencies button is now also available on an approved ECO
86624	Changing version on Project estimate is not saved	When changing the product version on a project estimate, the selected version is now saved correctly
87552	Route operation cannot be deleted in an PE environment	A route operation can be deleted again in a Product engineering environment
88165	Remove reference of PE DataUpgrade model in PE VAR model	The reference of the PE DataUpgrade model is removed in the PE VAR model
88595	BP checks of all models	Solved Best Practice checks

3.2.23 Product Engineering 10.0.6.2

ID	Title	Description
82407	ECM workspace icon made visible	ECM workspace icon is visible again after it disappeared since 10.0.5 release
85000	Solved BP errors and warnings	Several BP errors and warnings are solved
85001	Solved Build warnings	Several Build warnings are solved
85002	TO-DO's solving	Several unnecessary TO-DO's are cleaned up

85003	Converted hard-coded strings to labels	Hard coded strings are converted to labels
-------	--	--

3.2.24 Product Engineering 10.0.5.4 for D365 FO 10

ID	Title	Description
72350	Use PdmProduct.versionName() instead of PdmProduct.getProductVersion().Name	The code is refactored to use the pdmProduct.versionName() method instead of the 'old' call pdmProduct.getProductVersion().Name
80486	Enable extending mapping tables in PLM system setup	The extending of the attribute mapping to different tables in the PLM system setup is enabled
80487	Enable extending posting methods to add additional functionality	The extending of the PLM posting classes to allow additional functionality to be inserted is enabled
82541	Error message when traversing in the Product Variants screen	The error which occurred when traversing in the Product Variants form is solved

3.2.25 Product Engineering 10.0.4.3 for D365 FO 10

ID	Title	Description
73359	Creating a variant for and engineering controlled product results in screen lock and error message	Trying to create a variant for an engineering version via the standard D365 methods would result in a screen lock. This has now been resolved, new variants for engineering versions can only be created via ECO.
79310	Finding previous version in ECO scenario is sometimes ignoring if the version is active	In an imprecise scenario, the validation of the effective date when creating a new version via ECO did not run correctly, resulting in errors when there should be none. This has now been resolved.
79509	When setting engineering attributes as mandatory, multiple errors keep being	When manually creating a new product with multiple mandatory engineering attributes, the system would continually throw errors until all mandatory attributes had been populated. This has now been resolved.

	generated during item creation	
79753	Sending over a 2nd version of a precise product without readiness, will still receive it inactive	When releasing a new engineering version for a product with the version as an active dimension, no readiness checks, enforce effectivity=no and copy effectivity=yes, the new version would be received as inactive. This was not correct and has now been resolved.
81210	Rereleasing a BOM with an added BOMline from the engineering company to a logistical company does not set the BOMLevelRecalculationNeeded checkmarks	When adding a BOMline to an existing BOM in the engineering company and subsequently rereleasing this BOM to a logistical company, the PlanningBOMLevelRecalculationNeeded checkmark in the BOMLevelRecalculation table would not be set for the logistical company. This has now been resolved.

3.2.26 Product Engineering 10.0.4.1 for D365 FO 10

ID	Title	Description
77516	CS00068771 - Item 811515C has no active version setup and is therefore blocked for transactions	In scenarios where 2 versions exist without effective from and effective to dates, Even if one of the two is active, no transactions were possible due to the "item xx has no active version setup and is therefore blocked for transactions" error being thrown. This has now been resolved.
77534	CS00069207 - it's about several sessions that were getting aborted	In Dynamics 365 for Finance and Operations v10.0.3 certain scenarios caused a stackoverflow which aborted sessions. This has now been resolved.
78515	CS00070567 - New issue related to CS00070541: When copying BOM lines from a PLM-owned BOM, the PLM-reference is copied which prevents the new BOM lines to be deleted.	In cases where BOM lines were copied from BOM lines with a PLM reference, the PLM reference was copied to the new BOM lines, preventing deleting or editing of these BOM lines. This has now been resolved.
78606	CS00070604 - Double versions entry	In certain situations it was possible to create duplicate engineering versions using the ImportECO scenario in the PLM journal. This has now been resolved.

78620	CS00070385 - V. 10. can't delete ECO (Engineering change order)	Added a "Delete ECO link" button to the ECR form to allow the severance of the link between ECRs and ECOs so that ECOs can be deleted if the ECR does not contain any items.
78644	In some scenarios there was no effective overlap possible with the "Enforce effectivity" rules disabled on the ECO validation	In certain scenarios it was effective date window overlap was not possible in the ECO validation even though "Enforce effectivity rules" was disabled. This has now been resolved.

3.2.27 Product Engineering 10.0.3.2 for D365 FO 10

ID	Title	Description
75853	CS00062038 - Multiple identical documents for the same product after release	We have made sure that during the releasing the old (engineering) documents are not unnecessary copied to newer versions
76777	In some scenario's there was no effective overlap possible with the "Enforce effectivity" rules disabled	It allows again overlap in all scenarios between different versions (based on effective dates) with the enforce effectivity disabled
77005	CS00069175 - We need help for PLM ECO in D365 version 10	In some situations the upgrade to 10.0 could lead to a situation where BOM's that came from PLM in older PE versions were not recognized as PLM BOM's and new import resulted in double BOM's. This could happen in Import ECO scenario's on older PE versions where the BOMId was not mapped from PLM. This is not solved by code change, but by an update script: PdmDUUpdatePlmReferences See the installation manual for more info about the update script

3.2.28 Product Engineering 10.0.2.1 for D365 FO 10

ID	Title	Description
74113	Not able to delete a BOM line due to unfair delete restrictions	Errors: "BOM lines cannot be deleted while dependent Product BOM exist. Delete dependent Product BOM and try again" and "BOM lines cannot be deleted while dependent Product release lines exist. Delete dependent Product release lines and try again" are solved
74122	Readiness checks on released variants are ignored when completing readiness check on product	Open readiness checks on released variants are not ignored anymore when completing additional readiness checks on a product

74177	TI-13186-G2P8 - Cannot edit a record in Document references	The error 'Cannot edit a record in Document references (DocuRef). An update conflict occurred due to another user process deleting the record or changing one or more fields in the record.' during the PLM import is resolved
74373	When using a virtual engineering company, there's an error when sending the same version to multiple companies	In certain scenarios with a virtual engineering company, the posting of succeeding version would give an error to a company. This has been resolved

3.2.29 Product Engineering 10.0.1.2 for D365 FO 10

ID	Title	Description
72712	TI-13092-X2X0 - Problem creating products from ECO	The creation of new products in an engineering change order is again working with a product number sequence set to automatic
72341	TI-13058-Q3J2 - Engineering attributes not allowed to begin with a number	Engineering attributes that start with a number can be attached to the engineering product type again
72900	Multiple releases works under normal progression but can be broken by not performing readiness check	The readiness checks for a newer version will ignore the checks of previous versions in case they are not processed. When all readiness checks that are applicable for the actual version and/ or variant and/ or product are processed, the product will become active
73162	TI-13181-S6X5 - Request for assistance	The error 500 error when creating a PLM staging journal via a service operation is solved

3.2.30 Product Engineering 10.0.0.3 for D365 FO 10

ID	Title	Description
66136	Non-Engineering product selecting "Version" specific "Product Dimension Group"	It is not possible to create a non-engineering product master with a version controlled product dimension group

70836	When creating an ECR from a purchase order or sales order, the products and source tabs remain empty	When creating an ECR from a purchase order or sales order, using a version with an effective from date in the future, the products and source tabs are populated correctly again
71611	Error when receiving a version to a logistical company and the first version has not been received	When releasing a version that is not the first version, and receiving it in a logistical company, is working again
71639	TI-12969-F9R1 - EcoResReleasedProduct is now obsolete	The latest Version of EcoResReleasedProductV2 entity is extended as per the std D365
71933	BOM lines on engineering version with an PLM reference are editable\deleteable in the engineering company	BOM lines from the PLM integration are again protected by the data ownership rules in the engineering company: they can't be deleted and the engineering fields are not editable
71934	Adding engineering attribute to an EPT can give unremovable record	In case an empty record for an engineering attribute is added to the engineering product type, it now can be removed
72771	TI-13037-B3Y0 - Production orders displayed multiple times	In case a production order is created for a product with multiple engineering versions, it showing only once again

4. Known Issues

Below is a list of known issues and the functions and features that are left out and are tentatively planned to be realized in future releases of Product Engineering for Dynamics 365 Operations.

ID	Title
AXADM-46-5	Upgrade PLM integration to Windchill.
AXADM-46-4	Upgrade PLM integration to Teamcenter.
51754	Inventory value statement with standard cost breakdowns report doesn't show the product version
	<p>Please note: Microsoft is currently not supporting custom dimensions in Planning Organization. For PE, this might have issue for the product dimension version via the inventory dimension framework. This is an issue that can only be solved by Microsoft, while they own the Planning Optimization and the inventory dimension framework.</p> <p>For more information see: https://docs.microsoft.com/en-us/dynamics365/supply-chain/master-planning/new-master-planning-engine#migration-messages-and-exceptions</p>

Please note: Microsoft is continuously adding new features in the application directly and via Feature Management. Sometimes these are public preview and will be made generally available in future releases, in other cases, they are already general available, and you have the choice to activate them. Currently, we are not testing compatibility with all new features or combinations. Once a feature is enabled at the customer environment and in case of any issues or questions related to new standard features and our solutions, kindly contact us via To-Increase support.