

---

# Data Modeling Studio 10.0.30.25

Release Notes

## Table of Contents

<b>1.</b>	<b>Introduction .....</b>	<b>5</b>
1.1	Purpose .....	5
1.2	Audience .....	5
1.3	Release information .....	5
1.4	Supported Languages.....	6
1.5	Security .....	6
1.6	Compatibility with other solutions.....	6
1.7	License Coverage .....	6
1.8	Upgrade from earlier versions .....	6
<b>2.</b>	<b>What's New .....</b>	<b>7</b>
2.1	Wizard to "Add multiple" data sets.....	7
2.2	Related information section on Model form.....	8
2.3	Redirect DMS & BAS license models to TI Common library certificate model .....	9
2.4	Prepare packages & enable them through BAS module (Finance, Inventory, Production, Project, Purchase, Sales, ECM) .....	10
2.5	Deliver SQL license key file and generate a csv file to the end user / display it on the delivery dialog (Finance, Inventory, Production, Project, Purchase, Sales) .....	11
2.6	Disabled Filter field from Model form.....	12
2.7	Disable schedule jobs field.....	12
<b>3.</b>	<b>Bug Fixes .....</b>	<b>13</b>
3.1	Release 10.0.30.25.....	13
<b>4.</b>	<b>Previous release bug Fixes .....</b>	<b>14</b>
4.1	Release 10.0.29.24.....	14
4.2	Release 10.0.28.23.....	14
4.3	Release 10.0.27.22.....	15
4.4	Release 10.0.26.21.....	15
4.5	Release 10.0.25.20.....	16
4.6	Release 10.0.24.19.....	16
4.7	Release 10.0.23.18.....	16
4.8	Release 10.0.22.17.....	16
4.9	Release 10.0.21.16.....	17

5.	Breaking changes.....	18
6.	Known Issues.....	19
7.	Discontinued features.....	20

# Document Information

Title	Data Modeling Studio 10.0.30.25
Solution Suite	Data Modeling Studio
Category	Release Notes
Published Date	11/22/2022

© Copyright To-Increase 2015. All rights reserved.

The information in this document is subject to change without notice. No part of this document may be reproduced, stored, or transmitted in any form or by any means, electronic or mechanical, for any purpose, without the express written permission of To-Increase B.V. To-Increase B.V. assumes no liability for any damages incurred, directly or indirectly, from any errors, omissions or discrepancies between the software and the information contained in this document.

# 1. Introduction

## 1.1 Purpose

This document describes the new functionality developed for Data Modeling Studio 10.0.30.25 for Dynamics 365 Finance and Operations 10.0.27 and above.

The purpose of this release is:

Topic	Yes/ No	Remarks
New Related Product	No	
Upgrade to new Microsoft release	Yes	Upgrade based on Microsoft version of 10.0.30
New features	Yes	
New D365 functional topics considerations	No	
Bug fixes	Yes	Internal bug fixes and support issues
Discontinued features	Yes	<ul style="list-style-type: none"><li>The filter feature available on the Data Model form for the data sets has been disabled.</li><li>'Scheduled Job' checkbox has been removed from the Data Model form and the Parameter form of the DMS application. Scheduled jobs can be triggered from the 'Batch Job' dialog.</li></ul>

## 1.2 Audience

The audience for this document is certified partners selling and implementing as well as customers who have bought the solution

## 1.3 Release information

Data Modeling Studio 10.0.30.25 is released on the following Dynamics 365 Finance and Dynamics 365 Supply Chain Management build.

Installed build version	Platform build version	Remarks
Microsoft Dynamics 365 Finance and Microsoft Dynamics 365	Platform update update51	Please bookmark <a href="#">this website</a> to get informed about backwards compatibility;

At To-Increase we continuously investigate how to improve the user experience of our products, therefore we will collect application usage data ('telemetry data') from our applications. We will anonymize any personal data and therefore will only use data which cannot be related to individual persons for this purpose. Furthermore, we will delete the telemetry data from our systems after 12 months. If you would like to opt-out please contact us.

## 1.4 Supported Languages

Data Modeling Studio 10.0.30.25 is only available and supported in English (EN-US) Language, any other available language is not supported and needs to be maintained by either the partner or the customer.

## 1.5 Security

Data Modeling Studio 10.0.30.25 delivers the below set of duties for the entire Data Modeling Solution and we assure that any pre-configured roles work in combination with standard Dynamics 365 Finance and Dynamics 365 Supply Chain Management roles and security.

Role name
CDPChiefDataOfficer
CDPDataSteward
CDPMasterDataAssistant
CDPMasterDataManager
CDPPluginAdmin

## 1.6 Compatibility with other solutions

Data Modeling Studio 10.0.30.25 is compatible with all To-Increase solutions/products for Dynamics 365 Finance and Operations Supply Chain Management 10.0.27 or higher, however it will require separate licenses and deliverables.

## 1.7 License Coverage

Data Modeling Studio 10.0.30.25 is governed by DMS license that control access to specific functions and features.

## 1.8 Upgrade from earlier versions

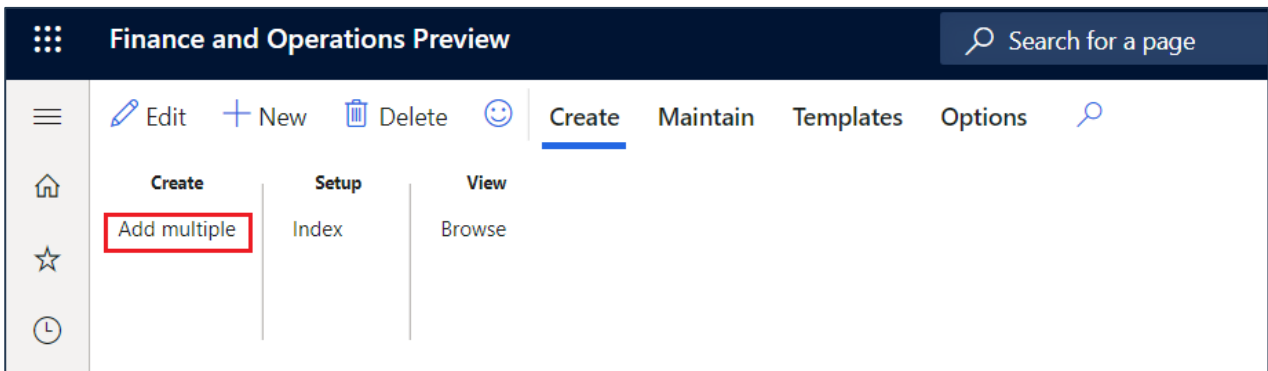
Refer to [installation guide](#) for more details.

## 2. What's New

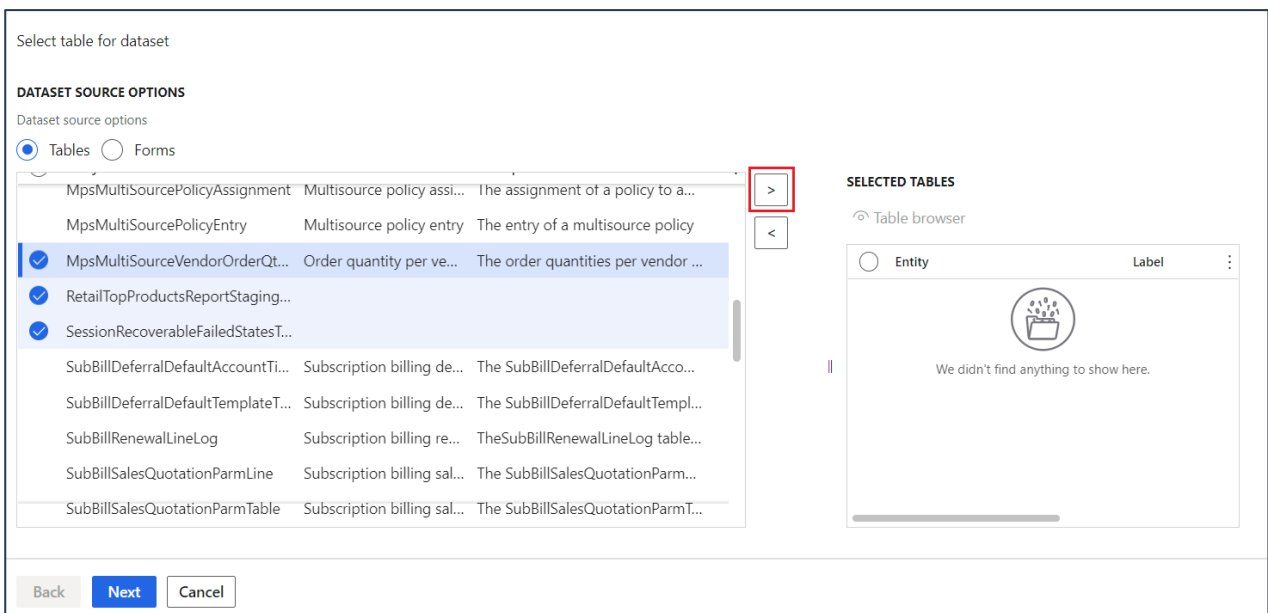
### 2.1 Wizard to "Add multiple" data sets

This enhancement will allow a DMS user to add multiple datasets using the Add Multiple Widget available on DataSet page.

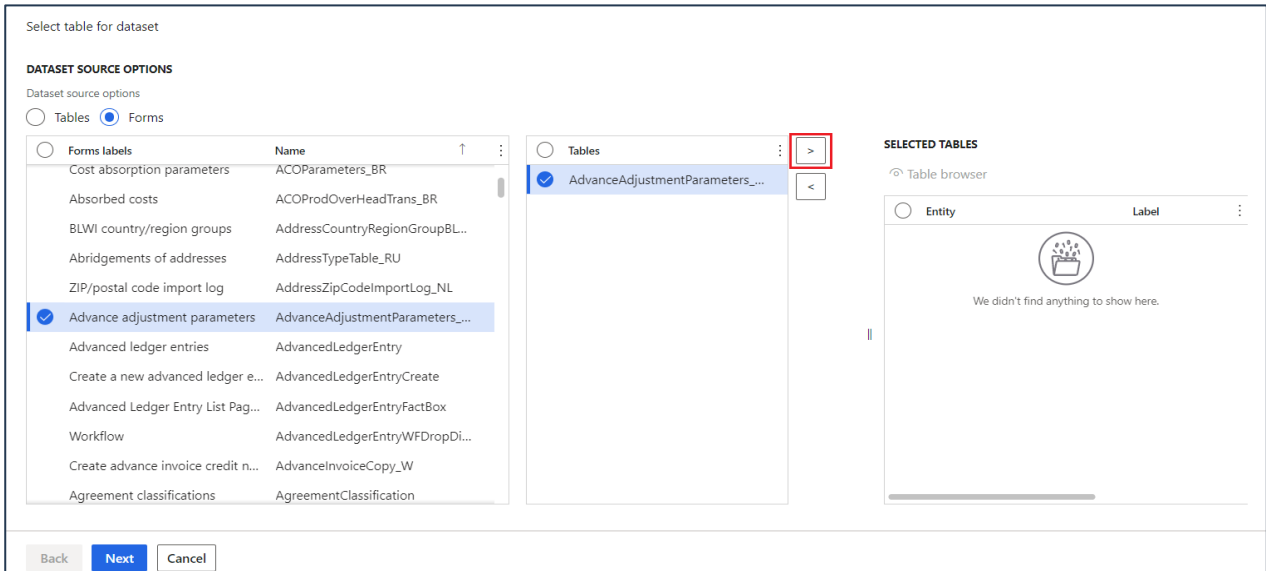
To add multiple datasets, on the Create section of the Dataset form, user need to click on 'Add Multiple' button.



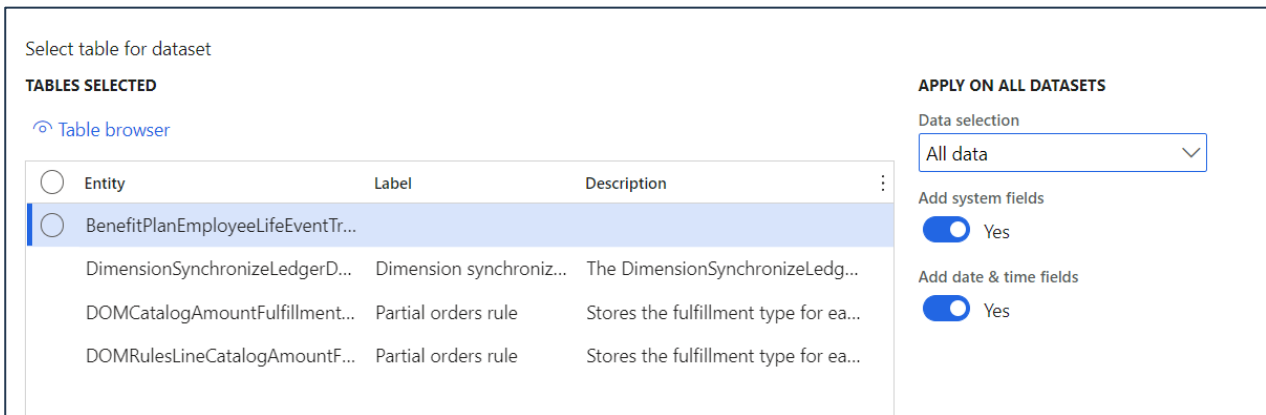
On click of 'Add Multiple', the form will appear which will allow the user to select multiple datasets and click on the highlighted button.



Application also allows the user to select the dataset using the forms:



After selecting the datasets, user need to click on 'Next' button, which will navigate the user to the next form of the widget that will allow the user to specify additional information about the datasets.



After making the required changes, user can click on 'Finish' button and the selected datasets will be created in the application.

## 2.2 Related information section on Model form

A new section, named 'Related Information' has been added on the Data Model form. This section will have two accordions:

1. Update Information: This accordion will contain the *Last Updated On*, *Last Updated By* for the selected data model.
2. Update Information: This accordion will contain the *Last Deployed On*, *Last Deployed By* for the selected data model.



**Related information** >

---

**Update information** ^

Last updated on  
11/4/2022 06:47:59 AM

---

Last updated by  
[abhadana](#)

---

**Deployment information** v

**Related information** >

---

**Update information** v

---

**Deployment information** ^

Last deployed on  
11/3/2022 09:46:53 AM

---

Last deployed by  
[abhadana](#)

## 2.3 Redirect DMS & BAS license models to TI Common library certificate model

To-Increase is offering various different add-on solutions. Some features and technical solutions are common or could be common for all of our solutions on the Dynamics 365 Finance and Operations platform. As of November 2022, we will start leveraging a new common library model.

The common library model will be a centralized location where the new common features will be added automatically and customers don't have to make an additional effort to update the build pipelines after the first enablement of this model.

ISV licensing is technically supported with a code signing certificate. The certificate we have to use is expiring every three years, next up for renewal in 2023. In the near future, our solutions will refer to this common model for the code signing certificate, instead of maintaining it separately in all our solutions.

Next to technical content, the common library comes with features which are beneficial to our customers. E.g. a Solutions Management dashboard gives a clear view of currently installed versions, status of license, option to renew licenses without any downtime, easy access to release notes and documentation, and the ability to leave feedback through the in-app feedback system.

The screenshot shows the 'To-Increase solution management' interface. On the left, there is a list of solutions with columns for 'Solution', 'Installed version', and 'Status'. The 'Advanced Discrete Manufacturing' solution is highlighted. On the right, a detailed view for this solution is shown, indicating it is not installed. Below this, a table lists licenses for the solution, including 'Construction', 'Equipment', 'Advanced Project Management', and 'Product Engineering a'.

Solution	Installed version	Status
Advanced Discrete Manufacturi...		×
Advanced Project Management		×
Anywhere Mobility Studio		×
Business Integration Solution	10.0.99.999	☑
Data Entry Workflow		×
Data Modeling Studio		×
Data Quality Studio	10.0.18.2	☑
DynaRent	10.0.28.43	ⓘ
PLM Integration for Engineerin...		×
RapidValue BPM Suite	10.0.26.37	☑
Security and Compliance Studio		×

License	Status	Expiry date
Construction	🔒	
Equipment	🔒	
Advanced Project Management	🔒	
Product Engineering a	🔒	

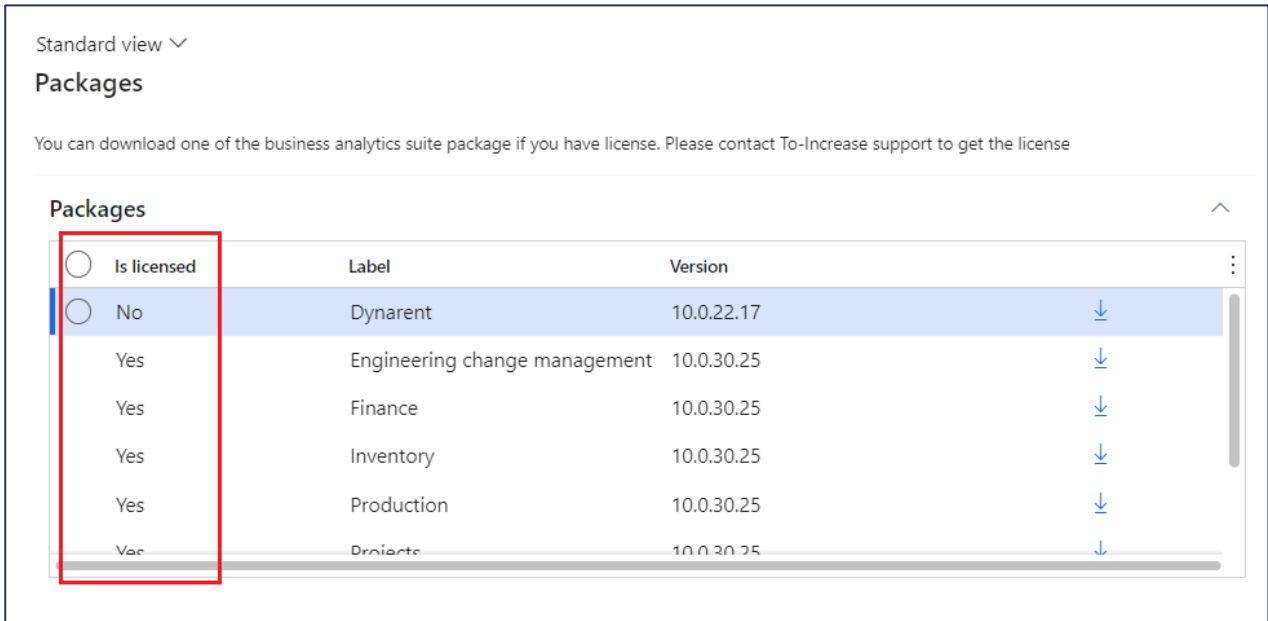
On all To-Increase forms, there is on the left-top of the forms a smiley icon in the menu where you can provide us feedback, suggestions and ideas so we can learn how improve our solutions.

The image shows a feedback form with the following elements:

- A question mark icon in the top right corner.
- Title: **To-Increase would love your feedback!**
- Text: *Please rate your experience in using the All solutions screen.*
- Rating scale with radio buttons:
  - 5 - Excellent
  - 4
  - 3
  - 2
  - 1 - Poor
- Text: *Please tell us why you chose the rating. Additional insights would help us improve our products further.*
- A large empty text input box.
- Text: *Thank you for providing us feedback!*
- Text: *Your privacy is important to us. To protect your privacy, please don't include any personal information.*
- Buttons: **Submit** and **Cancel**

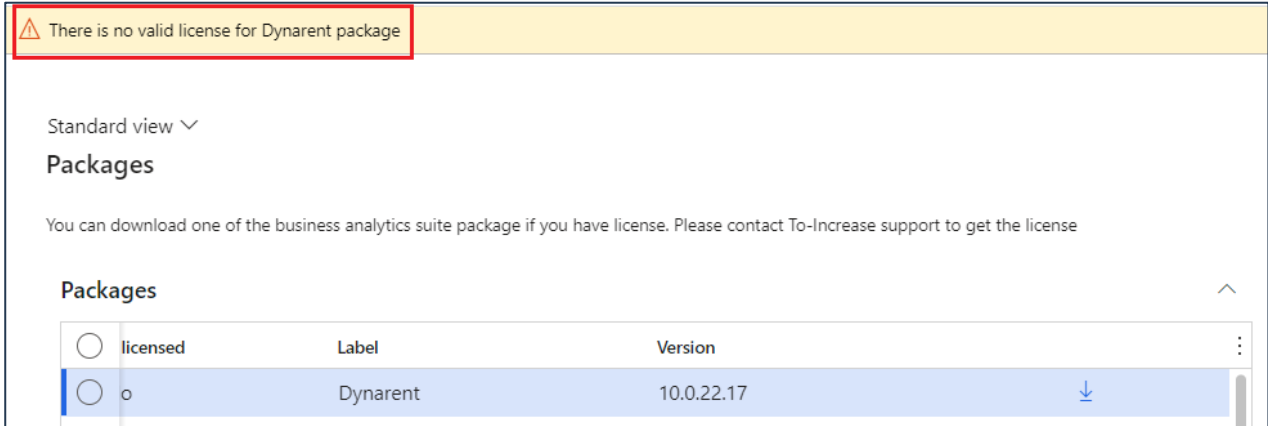
## 2.4 Prepare packages & enable them through BAS module (Finance, Inventory, Production, Project, Purchase, Sales, ECM)

This feature will allow a user to download only the BAS packages for which the client has been granted a license.



A new column has been introduced on the package pop-up, which will denote if the client has the permission on the package or not.

A user will only be able to download the packages for which the value of 'Is Licensed' column is Yes. If the user clicks on the download button available for a package for which the client doesn't have the license, then the following error message will appear:



## 2.5 Deliver SQL license key file and generate a csv file to the end user / display it on the delivery dialog (Finance, Inventory, Production, Project, Purchase, Sales)

This feature will allow the end user to generate the license key on the Package pop-up on the Business Analytics Studio page.

The **Generate Key** option will be applicable for all the packages except the *Engineering Change Management* package as the ECM package doesn't have a CDPR database.

Standard view ▾

### Packages

You can download one of the business analytics suite package if you have license. Please contact To-Increase support to get the license

<input type="radio"/> licensed	Label	Version	
<input type="radio"/>	Dynarent	10.0.22.17	↓
<input type="radio"/>	Engineering change management	10.0.30.25	↓
<input type="radio"/>	Finance	10.0.30.25	↓
<input type="radio"/>	Inventory	10.0.30.25	↓
<input type="radio"/>	Production	10.0.30.25	↓
<input type="radio"/>	Projects	10.0.30.25	↓

**Description** ▾

**CDPR package license key** ▲

[Generate key](#)

Generate key for selected CDPR package

## 2.6 Disabled Filter field from Model form

The filter feature available on the Data Model form for the data sets has been disabled. This feature can be enabled by TI Care team, if needed by the end users.

## 2.7 Disable schedule jobs field

‘Scheduled Job’ checkbox has been removed from the Data Model form and the Parameter form of the DMS application. Scheduled jobs can be triggered from the ‘Batch Job’ dialog.

## 3. Bug Fixes

Below is the list of bug fixes included in **Data Modeling Studio 10.0.30.25** release.

### 3.1 Release 10.0.30.25

ID	Title	Description
153443	CS00195503: Dimension (Financial dimension /CDP Dimension) is not getting updated correctly	<p>While importing the data in Dynamics using the Entity from the Legacy system application from external application and the client uses the custom mechanism to create the dimensions, then DMS was not able follow the scenario and create the dimension.</p> <p>To fix this issue, the create dimension logic has been moved from the form level to table level.</p>
154001	CS00222326: Second Exports with Change Tracking gives error	<p>If the change tracking is enabled for any dataset in a data model and the field prefix is not specified then application throws error while Exporting the data and export is not successful. This issue has been fixed.</p>

## 4. Previous release bug Fixes

### 4.1 Release 10.0.29.24

ID	Title	Description
149694	Export Export groups together with Model templates	When generating templates from Model form, export groups will be exported together with the templates. If a new model is created and the template is imported, the Export groups will be created on the new model
151521	Std entity - CT enabled - Updated records in Ax are exported as new records to BYOD	When records are updated on F&O tables and data is exported via DMS using standard data entities, updated data will be updated in the BYOD tables
152192	Parameters - Suffix field is not defaulted when the table is initialized	On a new system, Suffix field from Parameters form should be defaulted with "STAGING" keyword
149696	Data set - when disable CT is not disabled on the SQL table	When enable/disable CT on the dataset, it should be reflected on the SQL table
146440	Model - Deprecate Integration for Model type	Due the fact that Integration value available in Model type field is having no business value at the moment, it will be disabled. Removing the property will have no impact over the solution. Customers will be asked to run Update Model type from integration to self-service script from Maintenance tab, Parameters form
152407	Data model - product should not support exporting std composite entities	When adding entities to the model composite entities should not be displayed in the entities list
152292	Data sets - users should not be allowed to create a datasets based on staging tables	When creating datasets, staging tables that are used when creating standard entities will not be displayed in the ax tables list.
152460	Enable change tracking in BYOD tables for self-service deploy type	CT will be enabled on BYOD tables when deploying a self-service model

### 4.2 Release 10.0.28.23

ID	Title	Description
----	-------	-------------

146313	Export is not working for Std Entities with CT enabled	Standard data entities with change tracking enabled are supported when exported from an unmanaged model.
146798	CS00221817: Validate Data Model is throwing an error	A non-existing entity was checked if it was existing on BYOD. The entity name was created just from the prefix and suffix values.
147729	Getting object reference not set to an instance of an object error when am trying to add all (managed+unmanaged) data entities using Add Multiple	When multiple standard entities and data sets are added to the model from Add multiple dialog an error message was displayed blocking adding some of the entities.

### 4.3 Release 10.0.27.22

ID	Title	Description
138495	Errors when deploying/exporting a data model (invalid column names)	On the model level, when adding multiple datasets, fields were piled up from the previous entities on the current entity. It will require a manual step from the end user, if the error comes out, all data entities can be removed and added again on the model, this will restore the fields.
145207	CS00221308   CS00206838 - 10.0.25.20 - Browse button works only with system administrator role	In the Dataset Browse button was working just for System Administrator role. Fix will make field enabled for DMS security roles
143944	Remove generate std entity from a dataset functionality	Remove the functionality that will generate a zip folder with the std entity technical xml files.
143414	- CS00216616   Field scale does not fit actual size when exporting with DMS	Real number decimals are defaulted with value 6 in SQL. There are scenarios, like LineNum field, that is having 16 digits decimals on the real field. Fix will handle the scenarios when number of decimals are different.

### 4.4 Release 10.0.26.21

ID	Title	Description
143865	CS00218082   Error while importing templates	While importing the templates in the data set form is complaining about dataset history
134219	[Dataset]- On the data set page, 'group' field is not extremely useful	'Group' column at the data set level is hidden now to keep the end user experience simple.
131152	Processing form - Up Down button update/fix	Under the pre and post processing scripts, the up/down button capabilities have been revised for a better experience.

## 4.5 Release 10.0.25.20

ID	Title	Description
139248	CS00205408   Data Modeling Studio 10.0.23.18 lacks security setup on several menu items	Improvements on DMS Roles and user access
141216	EntityExportStatus table is created on BYOD even though parameter field is disabled	Internal bug fixed

## 4.6 Release 10.0.24.19

ID	Title	Description
138770	CS00197755   Export processing type identification	Identification of the actual type of data export in <b>Processing</b> grid of the <b>Data Exchange Monitoring</b> form based on SQL Event in <b>Mode</b> field: <ul style="list-style-type: none"> <li>• Full</li> <li>• Incremental</li> <li>• Timestamp</li> </ul>
126366	CS00155998   DIS Framework error: Incomplete data due to overlap with export	Solved with improvements on <b>Validate, Analyze, Synchronize</b> options in <b>Data Exchange Monitoring</b> form
137532	CS00197755   Dynamic Entity Export Bulk Insert Issue	Solved with improvements on <b>Validate, Analyze, Synchronize</b> options in <b>Data Exchange Monitoring</b> form
128758	CS00180174   Batch Job Management	Possibility to update Export batch jobs statuses independently from the <b>Model</b>

## 4.7 Release 10.0.23.18

ID	Description
127641	CS00177211   Missing columns createdTransactionId
130844	CS00185743   Model Connection string
131605	CS00188026   SOP (Standard Operating Procedure) when updating to new D365FO update
131607	CS00187905   Cleaning out the processing / data logs
134236	CS00192379   CDPR-2.02: Fails to create QUERY output
133168	CS00190180   Sorting issues in Calendar dimension in cubes

## 4.8 Release 10.0.22.17

ID	Description
----	-------------



NA	Defects identified as part of internal testing have been fixed as part of DMS Continuous improvement programme
New Product Launch	Analytics for ECM (Note: It does not impact any existing DMS customers.)

## 4.9 Release 10.0.21.16

ID	Description
NA	MS Updates - We have fixed the identified PEAP issues for DMS to be compatible with MS Update 10.0.21
NA	Defects identified as part of internal testing have been fixed as part of DMS Continuous improvement programme
New Feature	To improve usability of the product, we have revamped the Data Set page/form and are launching it in Preview mode.

ID	Description
125280	Timeout issue on large tables prevents export of data
125703	Mismatch in batch job status and DIS export status
125702	Processing log table not updated correctly when using groups in data models
123606	Change tracking delete sync issue

Updates from prior releases, i.e. releases before 10.0.21.16 can be found in older release notes.

# 5. Breaking changes

Integration value used in Models form is removed from field Model type. Customers that are using Integration value, will have to use Self-Service value of they can run the script from Parameters form, Maintenance tab: Upgrade model type.

Standard view ▾  
Parameters

Entity creation  
Data export  
Metadata synchronization  
Master data  
Security  
Maintenance  
Licensing

**Maintenance**

[Run selected script](#) [Run all scripts](#) [Refresh](#)

<input type="radio"/> Maintenance Script	Description	Method name	↑ Introduced version
<input checked="" type="radio"/> Upgrade data model fields	Update data model fields	updateDataModelFields	1.1.1.0
Upgrade data selection value	Update data selection value based on change tracking data	updateDataSelection	1.1.0.0
Upgrade dimensions script	Update dimension script	updateDimensions	10.0.16.7
Upgrade model deploy type	Update model deploy type from integration to self service	updateModelDeployType	10.0.28.24
Upgrade post processing script	Update post processing script	updatePostProcessingScript	1.1.0.2
Upgrade post processing script	Update post processing script	updateStagingEntitySuffixScript	10.0.25.20

## 6. Known Issues

Below are reported known issues, to be corrected in an upcoming release.

ID	Description

**Disclaimer:**

Microsoft is continuously adding new features in the application directly and via Feature Management. Sometimes these are public preview and will be made available in future releases, in other cases, they are already general available, and you have the choice to activate them. Currently, we are not testing compatibility with all new features or combinations. Once a feature is enabled at the customer environment and in case of any issues or questions related to new standard features and our solutions, kindly contact us via To-Increase support.

## 7. Discontinued features

Below is the list of features which has been discontinued in this release.

Description	Additional Information
Master Data Profiles	The <b>Master data profiles</b> functionality has been disabled. The impact will be that on the <b>Parameters</b> form, <b>Master Data</b> tab is deprecated. <b>DMS</b> buttons will be deprecated from the standard forms: All customers, All vendors, Employees, Released product details.
Filter column	The filter column available on the Data Model form for the data sets has been disabled. This feature can be enabled by TI Care team, if needed by the end users.